



Suggested List Price

Standard Equipment and Accessories

Effective: March 1, 2019



800-733-8821
International customers:
+1 989-773-7981

www.delfield.com

Contact Delfield.

To contact Delfield directly dial the number to the left. If you know your parties extension, you may dial it at any time. Press 1 for Technical Support, Press 2 for Parts Identification, Press 3 for Equipment Sales, Press 4 for a Departmental Listing, Press # to dial by name. All info is also available online at www.delfield.com.

800-733-8948
or
+1 989-773-7981

For Delfield sales and customer support.

Sales and customer support representatives are available from 8 am to 5 pm eastern time, Monday through Friday. Our highly trained Sales and Customer Service representatives will be happy to assist you with any of your questions and will make sure you are taken care of.



For parts and service contact KitchenCare.

KitchenCare helps protect, service, and maintain your foodservice equipment throughout the lifecycle of your business. It's been developed with your needs in mind and structured around three levels of support: StarCare, ExtraCare, and LifeCare. KitchenCare is designed to give you choices in caring for your equipment, no matter if you have one restaurant or multi-unit operations. Every new piece of Welbilt equipment comes with KitchenCare. Structured around levels of support to meet your operational needs from one restaurant to multiple units, you are able to choose the just the right level of support.

INDEX BY EQUIPMENT TYPE

An introduction to each product line precedes its pricing section.

Accessories

Blast Chiller/Shock Freezers	23
Coolscares	20-21
Concepts	59-60
Display Cases	47
Drop-Ins/Built-Ins	98
EHEI	42
Equipment Stands	40
Mobile Dispensing Equipment	108
Prep Tables	36-37
Reach-Ins	20
Serving Lines	81-85
Specification Line	15
Undercounter Refrigerators and Freezers	25
Work Tables Refrigerated and Freezer	28

Blast Chillers/Shock Freezers

Coolscares

Cashier Stands

Concepts®

Dish Dispensers

Drop In	95
Mobile Enclosed Frame	102-104

Display Cases

Drop In	44, 45
Refrigerated	44-46

Drop Ins

Cold Pans	88-89
Cold Slab	90
Combo Hot/Cold	91
Dish Dispensers	95
Display Cases	44, 45
Freezer	87
Frost Tops	90
Heated Food Wells	92-93
LiquiTec®	89
Radial	94
Sink, Faucets & Glass Fillers	87
Tray and Rack Dispenser	97
Water Station and Ice Storage	87

EHEI

Equipment Stands

Low Profile Refrigerated and Freezer Base	40
---	----

FlexiShield Foodshields

Freezers

Bases	18
Drop In	87
Dual Temp	12
Equipment Stands	40
Pass-Thrus	12
Reach-Ins	10, 20
Roll-Ins	13
Serving Counters	51, 68, 76
Undercounter	18, 25
Work Tables	18, 27

Heated Units

Combo Hot/Cold Serving Counter	67, 75
Dish Dispensers	103-105
Drop Ins Food Wells	92-93
Food Table	42
Pass-Thrus	11
Reach-Ins	11
Roll-Ins	13
Roll-Thrus	14
Serving Counters	49, 65, 79

Lettuce and Vegetable Spin Drier

EcoMark Component Crafted Equipment... Please see separate book

EcoMark Prep Tables

Rack Dispensers

Drop-In	97
Mobile	106-107

Radial Drop-Ins

Refrigerators

Bases	17
Bases, Salad Top	30-35
Bases, Mega Top	30-35
Combo Hot/Cold Serving Counter	67, 75
Display	44-46
Drop In Food Wells	88-89
Dual Temp	12
Equipment Stands	40
Pass Thru	12
Reach-In	10, 20
Roll In	13
Roll Thru	14
Serving Counter	49-88
Work Table	18, 27
Undercounter	18, 25

Serving Counters

All purpose	58, 77, 78, 85-86
Beverage	76, 84
Combination Hot/Cold	73, 81
Frost Top	51, 74, 82
Handsink	57
Heated	49, 65, 79
Ice Pan	50, 75, 83
Radial	52-55
Refrigerated	50, 72, 80
Refrigerated Display	44-46

Specification Line

Reach-in refrigerator & freezers	10
Heated Reach-in & pass-thru	11
Dual Temp & pass-thru refrigerator & freezers	12
Roll-Ins	13
Roll-thrus & specialty	14

Tray Dispensers

Drop In/Built In	97
Mobile Cantilever Frame	105
Mobile Enclosed Frame	106-107
Mobile Open Frame	107

Utility Carts

Work Tables

Undercounter

Chef's Counters Serving Systems Engineered Products

Infinite possibilities.



What is Delfield EcoMark Fabrication Equipment?

CHEF'S COUNTERS



Custom Fabrication With Standard Components

Delfield brings a different approach to custom fabrication. With any piece of equipment, such as utility storage, hot food table or glass rack cabinets, similar components are used. This holds true with freezers, refrigerators, prep tables, salad tables and so on. What Delfield has mastered is developing standard components that are consistent from job to job, year to year and month to month. What does this do for you? For one, the ability to purchase equipment that can be installed anywhere in the country and be assured it's the same each and every time. In addition, serviceability is increased due to common parts and labor is saved due to service technician's familiarity with the equipment. By developing common components in custom equipment Delfield is able to provide consistent pricing, no matter what time of year or how busy we happen to be.

SERVING SYSTEMS



Using the component crafted custom fabrication approach allows you to develop thousands of different equipment configurations while maintaining consistency throughout the equipment. Don't think for a minute this technique takes away from the quality of the equipment. It's quite the opposite, Delfield's ability to produce commonality in our equipment is a great value in many ways to our customer.





Delfield allows many of these components to be modified but remain similar in construction. This is the advantage of using Delfield over local custom fabrication. Our solid modeling capabilities, automated part demand flow, leading edge break presses, lasers and punches all give Delfield customers consistent precise products versus antiquated pencil marked, hand braked parts.

DELFIELD ECOMARK FABRICATION EQUIPMENT

Start building your dream counter now! All of these units can be combined under one continuous top (up to 168" long) Each unit can be quickly splined together or field welded, for seamless appearance.




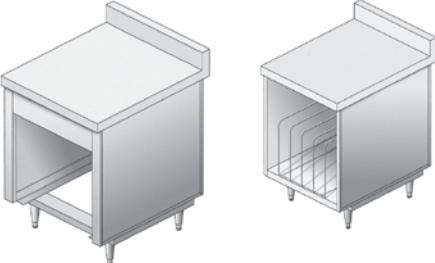
GENERAL

- R290 or R-404A refrigerant options
- All units can be provided with optional 14-gauge stainless steel tops.
- Special electrical requirements available on all units
- All refrigerators can be supplied remote or self contained

14 SERIES HOT FOOD TABLES		14 SERIES HOT FOOD TABLES <ul style="list-style-type: none"> • Standard 16-gauge tops • Electric • Individually controlled or single tank water bath • Standard with drains and manifold • Optional cutting board • Optional auto fill • Available in any length
15 SERIES DISPLAY CASES		15 SERIES DISPLAY CASES <ul style="list-style-type: none"> • Standard 16-gauge tops • 24" or 30" deep under display section • Mirror back, single service display with a see through display section with glass doors on both sides. • Available in 4' and 6' lengths • Optional locks • Optional additional shelves • Optional mirrored interior doors
16 SERIES UTILITY STANDS		16 SERIES UTILITY STANDS <ul style="list-style-type: none"> • Standard 16-gauge tops • Open shelf • Dry drawer • Hinged door • Sliding door • Available in any length • Optional door/drawer locks • Optional urn trough • 10 year drawer warranty
17 SERIES EQUIPMENT STANDS		17 SERIES EQUIPMENT STANDS <ul style="list-style-type: none"> • Standard 18-gauge tops • Standard maple cutting board • Open shelf • Dry drawer • Refrigerated & freezer storage • Optional doors • Door/drawer locks • Freezers from 43" to 94" • Refrigerators from 39" to 122" <ul style="list-style-type: none"> • Available for bottom mounted ventilation • Full height sides and back for quick assembly into full equipment lineup • Feature Delfield's exclusive Full Extension Plus Drawer System

GENERAL

- R290 or R-404A refrigerant options
- All units can be provided with optional 14-gauge stainless steel tops
- Special electrical requirements available on all units
- All refrigerators can be supplied remote or self-contained

18 SERIES WORK TABLES		18 SERIES WORK TABLES <ul style="list-style-type: none"> • Standard 16-gauge tops • Refrigerated or freezer models available • Optional 2 high and 3 high drawers • Available up to 126" with four door/drawer fronts • Optional tray racks
18 SERIES SALAD & MEGA TOP		18 SERIES SALAD AND MEGA TOP <ul style="list-style-type: none"> • Available from 36" to 132" with (4) base fronts • Optional pans and adapter bars • Number of pans to suit any need; 6 to 26 on salad tops and up to 42 on mega tops • Optional cover styles.
18 SERIES PIZZA PREP & SANDWICH TABLES		18 SERIES - PIZZA PREP AND SANDWICH TABLES <ul style="list-style-type: none"> • Available from 36" to 132" with (4) base fronts • Optional cutting boards • Optional 2 high and 3 high drawers • Optional locks available • Drain and gate valve available • Optional pans and adapter bars • Optional tray racks
20, 21, 22 SERIES ADD ON UNITS		20, 21, 22, SERIES TOP EXTENSIONS AND ADD ON UNITS <ul style="list-style-type: none"> • Available in any length and size • Top extensions • Dish rack and dispensers • Food warmers • Tilt out waste bins • Hinged door waste bin • Syrup tank storage cabinet • Oval tray storage • Build these units into any common top to come up with your desired length

Finish your line off with multiple options. Overshelves, finished backs and ends, tray slides, heat lamps, and outlets are all available to dress your counter. Make your vision a reality with Delfield Custom! Contact us at 800-733-8821 for a custom quote or pricing.

HOW TO ORDER DELFIELD ECOMARK EQUIPMENT

Need A Quote?

Delfield Sales ATTN: _____

Dealer ATTN: _____

Field Quote Request

Project Name: _____

Bid Date: _____

Location: (City/State) _____

Install Date: _____

Consultant: _____

Phone Number: _____

Is Line Up:

☐ Component Crafted Custom Equipment

☐ Shelley

Refrigerated Units:

☐ Self-contained

☐ Remote

Hot Food Wells:

☐ Individual

☐ Open Bath

Pre Wired to:

☐ Breaker Panel

☐ J-Box

Are Drawings Available:

☐ Plan

☐ Elevation (scale)

☐ Hand Sketch

Similar to a Job Previously Quoted:

☐ Name: _____

Accessories Supplied and Installed by Delfield:

☐ Yes

☐ No

Customer Supplied/Installed by Delfield:

☐ Yes

☐ No

Field Installed by Customer:

☐ Yes

☐ No

Any Size Restrictions for Installation Site:

☐ Max Size _____

Finish of Equipment:

☐ S/S

☐ Laminate

Is this a:

☐ Quote Only

☐ Quote and Drawing

Key for labeling drawing:

A: ☐ Dry Storage Unit

☐ Refrigerated

B: ☐ Raised Refrigerated Rail

☐ Salad Opening

☐ LiquiTec®

C: ☐ Hot Food Wells

☐ Mega Top Opening

☐ Standard

☐ ESP

D: ☐ Pass-thru Storage

☐ Refrigerated

☐ Open Shelf

E: ☐ Dry Drawer

☐ Roll Warmer

☐ Refrigerated Drawers

F: ☐ Overshelf

☐ Single ☐ Double

Width: _____

☐ Pot Rack

☐ Single/Double

☐ Oval

G: ☐ Microwave Shelf: Length: _____ Width: _____

H: ☐ Outlets

☐ Heat Lamps

☐ Empty Baskets

I: ☐ Hand Sink: Size: _____

J: ☐ Standard Units

K: ☐ Top Extension

L: ☐ Open Storage

☐ Sliding Door

☐ Hinged Door

Specification Line®

Reach-in refrigerators and
freezers

Pass Thrus

Dual Temps

Roll ins & Roll thrus

Specialty



GAR - REACH-IN REFRIGERATORS

GAF - REACH-IN FREEZERS



GAR1P-SH

Product Information

- GreenGenius™ R290 top mount refrigeration system featuring TXV expansion valve and hot gas condensate removal
- easyTouch Control with remote monitoring capability
- Digital exterior temperature display with high/low temp visual alarms
- Energy saving LED interior light
- Removable side louver
- Accommodates full size sheet pans (void on narrow models)
- Smart door hinge that auto closes up to 90° and stays open past 90° (void on sliding glass door models)
- Patented, lifetime warranty integral door handle (solid doors only)
- Energy efficient door gasket – removable without tools
- Door locks
- 5" locking casters shipped loose for field installation
- 10' cord and plug attached
- Stainless steel exterior front, sides & interior
- Field rehingable doors - full height doors only
- Stainless steel pilaster with shelf clips
- 3 chrome shelves per section standard
- 115V / 60C / 1 P Standard
- 3 year parts and labor warranty and an additional 2 year compressor parts warranty

Specifications and Prices

Model	Description	V/Hz/Ph	Amps	Volume Cu. Ft.	Shelf Capacity Sq. Ft.	# of Shelves	Unit H.P.	Btu/Hr System Cap	Ship Weight	Nema Plug	List Price
Refrigerators											
GAR1P-S	One section, Full height solid door	115/60/1	4.2	21	11.5	3	0.22	1799	351 lbs	5-15P	\$11,051
GAR2P-S	Two section, Full height solid door	115/60/1	6	46	25.25	6	0.35	2385	495 lbs	5-15P	\$14,843
GAR3P-S	Three section, Full height solid door	115/60/1	6.5	71	39	9	0.38	3630	767 lbs	5-15P	\$20,708
GAR1P-SH	One section, Half height solid door	115/60/1	4.2	21	11.5	3	0.22	1799	351 lbs	5-15P	\$11,835
GAR2P-SH	Two section, Half height solid door	115/60/1	6	46	25.25	6	0.35	2385	495 lbs	5-15P	\$15,603
GAR3P-SH	Three section, Half height solid door	115/60/1	6.5	71	39	9	0.38	3630	767 lbs	5-15P	\$21,746
GAR1P-G	One section, Full height glass door	115/60/1	4.2	21	11.5	3	0.22	1799	236 lbs	5-15P	\$11,985
GAR2P-G	Two section, Full height glass door	115/60/1	6	46	25.25	6	0.35	2385	322 lbs	5-15P	\$15,826
GAR3P-G	Three section, Full height glass door	115/60/1	6.5	71	39	9	0.38	3630	485 lbs	5-15P	\$22,694
GAR1P-GH	One section, Half height glass door	115/60/1	4.2	21	11.5	3	0.22	1799	236 lbs	5-15P	\$12,938
GAR2P-GH	Two section, Half height glass door	115/60/1	6	46	25.25	6	0.35	2385	322 lbs	5-15P	\$17,060
GAR3P-GH	Three section, Half height glass door	115/60/1	6.5	71	39	9	0.38	3630	485 lbs	5-15P	\$24,093
GAR2P-GL	Two section, Full height sliding glass door	115/60/1	6	46	25.25	6	0.38	3630	490 lbs	5-15P	\$19,562
GAR1NP-S	One section narrow, Full height solid door	115/60/1	4.2	18	9.75	3	0.22	1799	361 lbs	5-15P	\$11,240
GAR2NP-S	Two section narrow, Full height solid door	115/60/1	6	40	21.75	6	0.35	2385	632 lbs	5-15P	\$14,454
GAR1NP-SH	One section narrow, Half height solid door	115/60/1	4.2	18	9.75	3	0.22	1799	361 lbs	5-15P	\$12,253
GAR2NP-SH	Two section narrow, Half height solid door	115/60/1	6	40	21.75	6	0.35	2385	632 lbs	5-15P	\$15,753
GAR1NP-G	One section narrow, Full height glass door	115/60/1	4.2	18	9.75	3	0.22	1799	391 lbs	5-15P	\$12,657
GAR2NP-G	Two section narrow, Full height glass door	115/60/1	6	40	21.75	6	0.35	2385	652 lbs	5-15P	\$15,563
GAR1NP-GH	One section narrow, Half height glass door	115/60/1	4.2	18	9.75	3	0.22	1799	391 lbs	5-15P	\$13,118
GAR2NP-GH	Two section narrow, Half height glass door	115/60/1	6	40	21.75	6	0.35	2385	652 lbs	5-15P	\$16,760
Freezers											
GAF1P-S	One section, Full height solid door	115/60/1	7.2	21	11.5	3	0.55	2035	354 lbs	5-15P	\$12,938
GAF2P-S	Two section, Full height solid door	115/60/1	10	46	25.25	6	0.68	2485	495 lbs	5-15P	\$16,572
GAF3P-S	Three section, Full height solid door	115/60/1	14.7	71	39	9	(2X)0.55	4065	772 lbs	5-20P	\$23,897
GAF1P-SH	One section, Half height solid door	115/60/1	7.2	21	11.5	3	0.55	2035	354 lbs	5-15P	\$13,990
GAF2P-SH	Two section, Half height solid door	115/60/1	10	46	25.25	6	0.68	2485	495 lbs	5-15P	\$17,295
GAF3P-SH	Three section, Half height solid door	115/60/1	14.7	71	39	9	(2X)0.55	4065	772 lbs	5-20P	\$25,165

Specification Line accessories and modifications can be found on page 15.

GAH - REACH-IN HEATED GAHPT - PASS-THRU HEATED

Product Information

- easyTouch Control with remote monitoring capability
- Digital exterior temperature display with high/low temp visual alarms
- Removable side louver
- Accommodates full size sheet pans
- Stainless steel interior door liner
- Smart door hinge that auto closes up to 90° and stays open past 90°
- Patented, lifetime warranty integral door handle (solid doors only)
- Energy efficient door gasket – removable without tools
- Door locks
- 40 watt incandescent light
- 5" locking casters shipped loose for field installation
- 10' cord and plug attached
- Stainless steel exterior front, sides & interior
- Field rehingable doors - full height doors only
- Stainless steel pilaster with shelf clips
- 3 chrome shelves per section standard
- 3 year parts and labor warranty



GAH1-SH

Specifications and Prices

Heated reach-ins

Model	Description	V/Hz/Ph	Amps	Volume Cu. Ft.	Shelf Capacity Sq. Ft.	# of Shelves	Unit H.P.	Btu/Hr System Cap	Ship Weight	Nema Plug	List Price
GAH1-S	One section, Full height solid door	208-240/60/1	6	21	11.5	3	N/A	N/A	333 lbs	6-20P	\$9,360
GAH2-S	Two section, Full height solid door	208-240/60/1	10.5	46	25.5	6	N/A	N/A	630 lbs	6-20P	\$13,894
GAH1-SH	One section, Half height solid door	208-240/60/1	6	21	11.5	3	N/A	N/A	333 lbs	6-20P	\$10,343
GAH2-SH	Two section, Half height solid door	208-240/60/1	10.5	46	25.5	6	N/A	N/A	630 lbs	6-20P	\$14,846
GAH1-G	One section, Full height glass door	208-240/60/1	6	21	11.5	3	N/A	N/A	361 lbs	6-20P	\$9,836
GAH2-G	Two section, Full height glass door	208-240/60/1	10.5	46	25.5	6	N/A	N/A	640 lbs	6-20P	\$15,265
GAH1-GH	One section, Half height glass door	208-240/60/1	6	21	11.5	3	N/A	N/A	361 lbs	6-20P	\$10,746
GAH2-GH	Two section, Half height glass door	208-240/60/1	10.5	46	25.5	6	N/A	N/A	640 lbs	6-20P	\$16,368

Heated pass-thrus

Model	Description	V/Hz/Ph	Amps	Volume Cu. Ft.	Shelf Capacity Sq. Ft.	# of Shelves	Unit H.P.	Btu/Hr System Cap	Ship Weight	Nema Plug	List Price
GAHPT1-S	One section, Full height solid door	208-240/60/1	6	23	11.5	3	N/A	N/A	333 lbs	6-20P	\$11,350
GAHPT2-S	Two section, Full height solid door	208-240/60/1	10.5	50	25.5	6	N/A	N/A	630 lbs	6-20P	\$19,336
GAHPT1-SH	One section, Half height solid door	208-240/60/1	6	23	11.5	3	N/A	N/A	333 lbs	6-20P	\$12,350
GAHPT2-SH	Two section, Half height solid door	208-240/60/1	10.5	50	25.5	6	N/A	N/A	630 lbs	6-20P	\$20,465
GAHPT1-G	One section, Full height glass door	208-240/60/1	6.0	23	12.12	3	0.22	N/A	631 lbs	6-20P	\$12,670
GAHPT2-G	Two section, Full height glass door	208-240/60/1	10.5	50	26.5	6	0.38	N/A	640 lbs	6-20P	\$21,744
GAHPT1-GH	One section, Half height glass door	208-240/60/1	6.0	23	12.12	3	0.22	N/A	631 lbs	6-20P	\$13,657
GAHPT2-GH	Two section, Half height glass door	208-240/60/1	10.5	50	26.5	6	0.38	N/A	640 lbs	6-20P	\$23,228

Specification Line® Reach-Ins accessories and modifications can be found on page 15.

GADT - DUAL TEMP GARPT -PASS-THRU REFRIGERATORS GAFPT -PASS-THRU FREEZERS



GARPT2P-G

Product Information

- GreenGenius™ R290 top mount refrigeration system featuring TXV expansion valve and hot gas condensate removal
- easyTouch Control with remote monitoring capability
- Digital exterior temperature display with high/low temp visual alarms
- Energy saving LED interior light
- Removable side louver
- Accommodates full size sheet pans
- Raised ABS interior door liner
- Smart door hinge that auto closes up to 90° and stays open past 90°
- Patented, lifetime warranty integral door handle (solid doors only)
- Energy efficient door gasket – removable
- without tools
- Door locks
- 5" locking casters shipped loose for field installation
- 10' cord and plug attached
- Stainless steel exterior front, sides & interior
- Field rehingable doors - full height doors only
- Stainless steel pilaster with shelf clips
- 4 chrome shelves per section standard
- 115V / 60C / 1 P Standard
- 3 year parts and labor warranty and an additional 2 year compressor parts warranty

Specifications and Prices

Dual temps

Model	Description	V/Hz/Ph	Amps	Volume Cu. Ft.	Shelf Capacity Sq. Ft.	# of Shelves	Unit H.P.	Btu/Hr System Cap	Ship Weight	Nema Plug	List Price
GADTR1P-SH	One section, Half height solid door	115/60/1	6	21	(4x)8.6	4	(REF)0.20 (FRZR)0.315	1094 1453	398 lbs	5-15P	\$15,781
GADBR1P-SH	One section, Half height solid door	115/60/1	6	21	(4x)8.6	4	(REF)0.20 (FRZR)0.315	1094 1453	398 lbs	5-15P	\$15,781
GADFL2P-S	Two section, full height solid door	115/60/1	6	46	(8x)8.6	8	(REF)0.20 (FRZR)0.315	TBD	TBD	5-15P	\$18,706
GADRL2P-S	Two section, full height solid door	115/60/1	6	46	(8x)8.6	8	(REF)0.20 (FRZR)0.315	TBD	TBD	5-15P	\$18,706

Refrigerator, Freezer pass-thrus

Model	Description	V/Hz/Ph	Amps	Volume Cu. Ft.	Shelf Capacity Sq. Ft.	# of Shelves	Unit H.P.	Btu/Hr System Cap	Ship Weight	Nema Plug	List Price
GARPT1P-S	One section, Full height solid door	115/60/1	4.2	23	12.12	3	0.22	1799	448 lbs	5-15P	\$12,839
GARPT2P-S	Two section, Full height solid door	115/60/1	6.5	50	26.5	6	0.38	3320	652 lbs	5-15P	\$19,049
GARPT1P-SH	One section, Half height solid door	115/60/1	4.2	23	12.12	3	0.22	1799	448 lbs	5-15P	\$13,998
GARPT2P-SH	Two section, Half height solid door	115/60/1	6.5	50	26.5	6	0.38	3320	652 lbs	5-15P	\$19,890
GARPT1P-G	One section, Full height glass door	115/60/1	4.2	23	12.12	3	0.22	1799	472 lbs	5-15P	\$13,448
GARPT2P-G	Two section, Full height glass door	115/60/1	6.5	50	26.5	6	0.38	3320	680 lbs	5-15P	\$20,931
GARPT1P-GH	One section, Half height glass door	115/60/1	4.2	23	12.12	3	0.22	1799	472 lbs	5-15P	\$15,136
GARPT2P-GH	Two section, Half height glass door	115/60/1	6.5	50	26.5	6	0.38	3320	680 lbs	5-15P	\$22,045
GAFPT1P-S	One section, Full height solid door	115/60/1	7.2	23	12.12	3	0.55	1968	452 lbs	5-15P	\$14,613
GAFPT2P-S	Two section, Full height solid door	115/60/1	10	50	26.5	6	(2X)0.55	3936	482 lbs	5-20P	\$20,300
GAFPT1P-SH	One section, Half height solid door	115/60/1	7.2	23	12.12	3	0.55	1968	452 lbs	5-15P	\$15,472
GAFPT2P-SH	Two section, Half height solid door	115/60/1	10	50	26.5	6	(2X)0.55	3936	482 lbs	5-15P	\$22,155

Specification Line® Reach-Ins accessories and modifications can be found on page 15.

GARRI - ROLL IN REFRIGERATOR GAFRI - ROLL IN FREEZER GAHRI - ROLL - IN HEATED

Product Information

- easyTouch Control with remote monitoring capability
- Digital exterior temperature display with high/low temp visual alarms
- Energy saving LED interior light (40 watt incandescent light on heated models)
- Removable side louver
- Accommodates full size sheet pans
- Smart door hinge that auto closes up to 90° and stays open past 90°
- Energy efficient door gasket – removable without tools
- Door locks
- Includes 14 GA stainless steel ramp - 1" tall with a 10 degree slope
- Raised ABS door liner (refrigerator/freezer models only)
- Stainless steel door liner (heated units only)
- 10' cord and plug attached
- Stainless steel exterior front, sides & interior
- 3 year parts and labor warranty and an additional 2 year compressor parts warranty



GARRI1P-S

Specifications and Prices

Model	Description	V/Hz/Ph	Amps	Volume Cu. Ft.	Shelf Capacity Sq. Ft.	# of Shelves	Unit H.P.	Btu/Hr System Cap	Ship Weight	Nema Plug	List Price
GARRI1P-S	One section, Full height solid door	115/60/1	6	37	N/A	N/A	0.35	2385	446 lbs	5-15P	\$12,890
GARRI2P-S	Two section, Full height solid door	115/60/1	6.5	76.5	N/A	N/A	0.38	3320	715 lbs	5-15P	\$17,569
GARRI1P-G	One section, Full height glass door	115/60/1	6	37	N/A	N/A	0.35	2385	486 lbs	5-15P	\$14,367
GARRI2P-G	Two section, Full height glass door	115/60/1	6.5	76.5	N/A	N/A	0.38	3320	745 lbs	5-15P	\$19,060
GAFRI1P-S	One section, Full height solid door	115/60/1	10	37	N/A	N/A	0.68	2194	466 lbs	5-15P	\$14,514
GAFRI2P-S	Two section, Full height solid door	115/60/1	14.7	76.5	N/A	N/A	(2X)0.55	3936	690 lbs	5-20P	\$21,438
GAHRI1-S	One section, Full height solid door	208-240/60/1	6	37	N/A	N/A	N/A	N/A	446 lbs	6-20P	\$12,042
GAHRI2-S	Two section, Full height solid door	208-240/60/1	10.5	76.5	N/A	N/A	N/A	N/A	715 lbs	6-20P	\$16,583
GAHRI1-G	One section, Full height glass door	208-240/60/1	6	37	N/A	N/A	N/A	N/A	486 lbs	6-20P	\$13,470
GAHRI2-G	Two section, Full height glass door	208-240/60/1	10.5	76.5	N/A	N/A	N/A	N/A	745 lbs	6-20P	\$18,510

Specification Line® Reach-Ins accessories and modifications can be found on page 15.

GARRT - ROLL-THRU REFRIGERATOR

GAHRT - ROLL-THRU HEATED

GAFF-D - FISH FILE



GARRT1P-S

Product Information

- GreenGenius™ R290 top mount refrigeration system featuring TXV expansion valve and hot gas condensate removal
- easyTouch Control with remote monitoring capability
- Digital exterior temperature display with high/low temp visual alarms
- Energy saving LED interior light (40 watt incandescent light on heated models)
- Removable side louver
- Accommodates full size sheet pans
- Raised ABS interior door liner (Refrigerated models only)
- Stainless steel door liner (heated units only)
- Smart door hinge that auto closes up to 90° and stays open past 90°
- Stainless steel door liner (v units only)
- Energy efficient door gasket – removable without tools
- Door locks
- 10' cord and plug attached
- Includes 14 GA stainless steel ramp - 1" tall with a 10 degree slope
- Stainless steel exterior front, sides & interior
- 3 year parts and labor warranty and an additional 2 year compressor parts warranty

Specifications and Prices

Model	Description	V/Hz/Ph	Amps	Volume Cu. Ft.	Shelf Capacity Sq. Ft.	# of Shelves	Unit H.P.	Btu/Hr System Cap	Ship Weight	Nema Plug	List Price
GARRT1P-S	One section, Full height solid door	115/60/1	6	39	N/A	N/A	0.35	2385	486 lbs	5-15P	\$14,999
GARRT2P-S	Two section, Full height solid door	115/60/1	6.5	80.5	N/A	N/A	0.38	3320	683 lbs	5-15P	\$20,555
GAHRT1-S	One section, Full height solid door	208-240/60/1	6	39	N/A	N/A	N/A	N/A	465 lbs	6-20P	\$14,731
GAHRT2-S	Two section, Full height solid door	208-240/60/1	10.5	80.5	N/A	N/A	N/A	N/A	683 lbs	6-20P	\$20,518

Model	Description	V/Hz/Ph	Amps	Volume Cu. Ft.	Shelf Capacity Sq. Ft.	# of Shelves	Unit H.P.	Btu/Hr System Cap	Ship Weight	Nema Plug	List Price
GARFF1P-D	One Section, Fish File Drawers with S/S interior	115/60/1	6	39	N/A	N/A	0.35	2385	TBD	5-15P	\$17,486

Specification Line® Reach-Ins accessories and modifications can be found on page 15.

Accessory Number	Description	Available on Models	List Price
AS000-AXC-003C	STAINLESS STEEL BACK - 2 SECTION ROLL-IN	RI	\$194
AS000-AXC-003D	STAINLESS STEEL BACK - 1 SECTION ROLL-IN	RI	\$151
AS000-B6R-0039	UTILITY BASE (1 SECTION)	R, DT	\$330
AS000-B6R-003A	UTILITY BASE (2 SECTION)	R, DT	\$464
AS000-B6R-003B	UTILITY BASE (3 SECTION)	R	\$587
AS000-B6R-003C	UTILITY BASE (1 SECTION NARROW)	R	\$330
AS000-B6R-003D	UTILITY BASE (2 SECTION NARROW)	R	\$464
AS000-B6R-003E	UTILITY BASE (1 SECTION PASS THRU)	PT	\$330
AS000-B6R-003F	UTILITY BASE (2 SECTION THRU)	PT	\$464
AS000-B88-0030	EXPORT/TRANSFORMER 220-240V/50 OR 60 HZ (SHIPPED LOOSE)	R, PT, DT, RI, RT	\$1,268
AS000-BCS-0032	TRIM STRIPS	R, PT, DT, RI, RT	\$161
AS000-BCS-0033	ANGLE MOLDING	R, PT, DT, RI, RT	\$49
AS000-BF3-0050	PRISON PACKAGE-REACH IN 1 DR		\$630
AS000-BF3-0052	PRISON PACKAGE-REACH IN 2 DR		\$972
AS000-BF3-0058	PRISON PACKAGE-REACH IN 3 DR		\$1,332
AS000-BF3-0062	PRISON PACKAGE-ROLLIN/ROLL THRU 1 DR		\$630
AS000-BF3-0063	PRISON PACKAGE-ROLLIN/ROLL THRU 2 DR		\$972
AS000-CTA-003M	FLAT STAINLESS STEEL DOOR LINER - (FULL HEIGHT)	R, PT, RI, RT	NC
AS000-CTA-003N	FLAT STAINLESS STEEL DOOR LINER - (HALF DOOR - TOP LT, BTM RT SECTION)	R, PT, DT	NC
AS000-CTA-003P	FLAT STAINLESS STEEL DOOR LINER - (HALF DOOR - BTM LT, TOP RT SECTION)	R, PT, DT	NC
AS000-CTA-003Q	FLAT STAINLESS STEEL DOOR LINER - (FULL HEIGHT)	R	NC
AS000-CTA-003R	FLAT STAINLESS STEEL DOOR LINER - NARROW (HALF DOOR - BTM LT, TOP RT SECTION)	R	NC
AS000-CTA-003S	FLAT STAINLESS STEEL DOOR LINER - NARROW (HALF DOOR - TOP LT, BTM RT SECTION)	R	NC
AS000-CTA-0045	HALF HEIGHT SOLID STAINLESS STEEL DOOR PAIR IN LIEU OF ONE FULL HEIGHT HINGED SOLID DOOR (REFG & FRZ)		\$830
AS000-CTA-0048	HALF HEIGHT SOLID STAINLESS STEEL DOOR PAIR IN LIEU OF ONE FULL HEIGHT HINGED SOLID DOOR (NARROW)		\$626
AS000-CTA-004C	HALF HEIGHT SOLID STAINLESS STEEL DOOR PAIR IN LIEU OF ONE FULL HEIGHT HINGED SOLID DOOR (HTD)		\$830
AS000-CTA-006C	ONE HALF HEIGHT GLASS DOOR IN LIEU OF ONE HALF HEIGHT STAINLESS STEEL DOOR (TOP LEFT OR BOTTOM RIGHT SECTION) - HEATED	R, PT	\$873
AS000-CTA-006E	FULL HEIGHT GLASS DOOR IN LIEU OF FULL HEIGHT STAINLESS STEEL DOOR ROLL-IN/ROLL THRU (RIGHT) - HEATED	RI, RT	\$1,172
AS000-CTA-006F	FULL HEIGHT GLASS DOOR IN LIEU OF FULL HEIGHT STAINLESS STEEL DOOR ROLL-IN/ROLL THRU (LEFT) - HEATED	RI, RT	\$1,172
AS000-CTA-006J	ONE HALF HEIGHT GLASS DOOR IN LIEU OF ONE HALF HEIGHT STAINLESS STEEL DOOR (TOP LEFT OR BOTTOM RIGHT SECTION) - REFRIGERATOR	R, PAT, DT	\$597
AS000-CTA-006P	FLAT STAINLESS STEEL DOOR LINER LT - (ROLL IN/ROLL THRU)	RI, RT	NC
AS000-CTA-006Q	FLAT STAINLESS STEEL DOOR LINER RT - (ROLL IN/ROLL THRU)	RI, RT	NC
AS000-CTA-006R	GLASS DOOR - (FULL NRW HEIGHT) IN LIEU OF SOLID S/S DOOR		\$1,804
AS000-CTA-006S	GLASS DOOR - (HALF NRW HEIGHT TOP OR BTM) PAIR IN LIEU OF SOLID S/S DOOR		\$2,526
AS000-CTA-006U	GLASS DOOR - (FULL HEIGHT) IN LIEU OF SOLID S/S DOOR		\$1,804
AS000-CTA-006V	GLASS DOOR - (HALF HEIGHT TOP OR BTM) PAIR IN LIEU OF SOLID S/S DOOR		\$2,526
AS000-CTA-006X	GLASS DOOR - (FULL HTD HEIGHT) IN LIEU OF SOLID S/S DOOR		\$1,804
AS000-CTA-006Z	GLASS DOOR - (HALF HTD HEIGHT TOP OR BTM) PAIR IN LIEU OF SOLID S/S DOOR		\$2,526
AS000-CV8-0030	2" CURB - 1 SECTION	R, PT, DT	\$108
AS000-CV8-0031	2" CURB - 2 SECTION	R, PT, DT	\$147
AS000-CV8-0032	2" CURB - 3 SECTION	R	\$217
AS000-CV8-0033	2" CURB - 1 SECTION (NARROW)	R	\$108
AS000-CV8-0034	2" CURB - 2 SECTION (NARROW)	R	\$147
AS000-CVK-0030	KICK PLATE (1 SECTION) - FRONT/BACK (FOR USE WITH 6" CASTER/LEG)	R, PT, DT	\$112
AS000-CVK-0031	KICK PLATE (2 SECTION) - FRONT/BACK (FOR USE WITH 6" CASTER/LEG)	R, PT, DT	\$164
AS000-CVK-0032	KICK PLATE (3 SECTION) - FRONT/BACK (FOR USE WITH 6" CASTER/LEG)	R	\$235
AS000-CVK-0033	KICK PLATE (1 SECTION - NARROW) - FRONT/BACK (FOR USE WITH 6" CASTER/LEG)	R	\$112
AS000-CVK-0034	KICK PLATE (2 SECTION - NARROW) - FRONT/BACK (FOR USE WITH 6" CASTER/LEG)	R	\$164
AS000-CVK-0035	KICK PLATE - SIDE (FOR USE WITH 6" CASTER/LEG)	R, PT, DT	\$87
AS000-CVK-0036	KICK PLATE (1 SECTION) - FRONT/BACK (FOR USE WITH 5" CASTER)	R, PT, DT	\$112
AS000-CVK-0037	KICK PLATE (2 SECTION) - FRONT/BACK (FOR USE WITH 5" CASTER)	R, PT, DT	\$164
AS000-CVK-0038	KICK PLATE (3 SECTION) - FRONT/BACK (FOR USE WITH 5" CASTER)	R	\$235
AS000-CVK-0039	KICK PLATE (1 SECTION - NARROW) - FRONT/BACK (FOR USE WITH 5" CASTER)	R	\$112

Accessory Number	Description	Available on Models	List Price
AS000-CVK-003A	KICK PLATE (2 SECTION - NARROW) - FRONT/BACK (FOR USE WITH 5" CASTER)	R	\$164
AS000-CVK-003B	KICK PLATE - SIDE (FOR USE WITH 5" CASTER)	R, PT, DT	\$87
AS000-CYT-0058	6" RIDE HEIGHT CASTERS (1 OR 2 SECTION)	R, PT, DT	NC
AS000-CYT-005A	6" RIDE HEIGHT CASTERS (3 SECTION)	R	NC
AS000-CYT-005B	6" STAINLESS STEEL LEGS (1 OR 2 SECTION)	R, PT, DT	\$100
AS000-CYT-005D	6" STAINLESS STEEL LEGS (3 SECTION)	R	\$144
AS000-CYT-005G	6" STAINLESS STEEL FLANGED FEET (1 OR 2 SECTION)	R, PT, DT	\$181
AS000-CYT-005I	6" STAINLESS STEEL FLANGED FEET (3 SECTION)	R	\$262
AS000-CZ9-0034	TWO DRAWERS IN PLACE OF 1/2 HEIGHT DOOR (BOTTOM SECTION ONLY)		\$2,709
AS000-D10-0030	FOOT PEDAL OPENER - RIGHT HINGED	R, PT, DT	\$65
AS000-D10-0031	FOOT PEDAL OPENER - LEFT HINGED	R, PT, DT	\$65
AS2196159	HUMIDITY SENSOR		\$161
AS269-AFJ-0044	RAMP, RI/RT, FLAT	RI, RT	NC
AS359-CT7-0035	STAINLESS STEEL BACK (1 SECTION)	R, PT, DT	\$1,234
AS359-CT7-0037	STAINLESS STEEL BACK (3 SECTION)	R	\$2,944
AS359-CT7-0039	STAINLESS STEEL BACK (1 SECTION NARROW)	R	\$1,531
AS359-CT7-003G	STAINLESS STEEL BACK (2 SECTION)	R, PT, DT	\$2,068
AS359-CT7-003Q	STAINLESS STEEL BACK (2 SECTION NARROW)	R	\$2,654
AS3978319	STAINLESS STEEL SHELF BRIDGE HTD	R	\$49
AS3978320	STAINLESS STEEL SHELF HTD - (PER SHELF)	R	\$172
AS3978322	STAINLESS STEEL SHELF NARROW	R	\$172
AS3978324	STAINLESS STEEL SHELF DUAL TEMP 20" DEEP	DT	\$172
AS3978325	STAINLESS STEEL SHELF DUAL TEMP 26" DEEP	DT	\$172
AS3978326	STAINLESS STEEL REFG/FRZ SHELF (PER SHELF)	R	\$172
AS3978327	STAINLESS STEEL SHELF	PT	\$172
AS3978328	STAINLESS STEEL BRIDGE	R	\$49
AS3978329	ADDITIONAL SHELF HTD- CHROME (PER SHELF)	R	\$75
AS3978330	ADDITIONAL SHELF NARROW	R	\$75
AS3978331	ADDITIONAL SHELF DUAL TEMP 20" DEEP	DT	\$75
AS3978332	ADDITIONAL SHELF DUAL TEMP 26" DEEP	DT	\$75
AS3978333	ADDITIONAL SHELF REF/FRZ- CHROME (PER SHELF)	R	\$75
AS3978334	ADDITIONAL SHELF	PT	\$75
AS3978335	CHROME BRIDGE	R	\$45
AS3978336	CHROME BRIDGE	H	\$45
CSCASTER	MOUNTED ON LEGS/CASTERS FROM FACTORY	R, PT, DT	\$255
G263-CTM-0030	TS1 - 18X26" PAN FLANGE SUPPORT (PER PAIR)	R, PT	\$42
G263-CTM-0032	TS3 - 12X20" PAN FLANGE SUPPORT (PER PAIR)	R, PT	\$44
G263-CTM-0033	TS2 - 12X20" PAN OR 18X26" PAN BOTTOM SUPPORT (PER PAIR)	R, PT	\$84
G263-CTM-0038	TS2-H,12X20/18X26 BTM SPRT HTD CAB (PAIR)	H	\$130
G263-CTM-0039	TS3-H,12X20 FLANGE SUPPORT HTD CAB (PAIR)	H	\$69
G263-CUW-0030	TS4 - ONE PAIR ROD TYPE 18 LEVELS 18X26" FLANGE SUPPORT	R, PT	\$264
G263-CUW-0032	TS4-H-ONE PAIR ROD TYPE 18 LEVELS 18X26 HTD CAB	R, PT	\$408
AS000-CTA-006I	FULL HEIGHT GLASS DOOR IN LIEU OF FULL HEIGHT STAINLESS STEEL DOOR - HEATED	R, PT	\$896
AS000-CTA-006K	ONE HALF HEIGHT GLASS DOOR IN LIEU OF ONE HALF HEIGHT STAINLESS STEEL DOOR (BOTTOM LEFT OR TOP RIGHT SECTION) - REFRIGERATOR	R, PT, DT	\$597
AS000-CTA-006L	FULL HEIGHT GLASS DOOR IN LIEU OF FULL HEIGHT STAINLESS STEEL DOOR - REFRIGERATOR	R, PT, DT	\$783
AS000-CZ9-0038	INTERIOR DRAWER, REFG/FRZ		\$438

MODEL KEY

R= REACH-INS
DT = DUAL TEMPS
RT = ROLL-THRUS

PT = PASS-THRUS
RI = ROLL-INS

Coolscares® Series

Undercounter/Worktables

Reach-in refrigerators and
freezers



GUR: COOLSCAPES®

R290 REFRIGERATED UNDERCOUNTER/WORKTABLES

Product Information

- State of the art R290 GreenGenius™ refrigeration system that is low on environmental impact and high in energy efficiency.
- Durable, rugged stainless steel top and front
- Smart door hinge that auto closes up to 90 degrees and stays open past 90 degrees.
- 180 degree door opening
- Environmentally friendly R290 refrigerant
- High density foamed in place environmentally friendly, Kyoto Protocol Compliant, Non ODP (Ozone Depletion Potential), Non GWP (Global Warming Potential) polyurethane keeps energy costs low
- Integral door/drawer handle
- 5" (two locking, two non-locking) casters shipped loose for field installation
- 8' cord and plug supplied
- Gray epoxy coated shelves with stainless steel pilaster and shelf clips (Door models only)
- Electronic temperature control
- Energy efficient door gasket removable without tools
- Field rehingable doors (door models only)
- Caster options available for lower heights
- Three-year parts and labor warranty and an additional two year compressor parts warranty
- 10 year warranty on drawer track parts
- 100% front breathing-clearance not required on top/sides



GUR60P-S

Specifications and Prices

MODEL NUMBER	OVERALL			STOR. CU. FT.	H.P.	AMP	VOLTS	ENERGY DATA KWH	NEMA PLUG	SHIP WEIGHT	FREIGHT CLASS	LIST PRICE
	L	D	H									
With stainless steel doors												
GUR24P-S	24"	31.59"	36"	5.5	1/5	3.2	115	1.14	5-15P	140 lbs.	150	\$3,207
GUR27P-S	27"	31.59"	36"	6.5	1/5	3.2	115	1.12	5-15P	145 lbs.	150	\$3,530
GUR32P-S	32"	31.59"	36"	8.0	1/5	3.2	115	1.19	5-15P	161 lbs.	150	\$4,419
GUR48P-S	48"	31.59"	36"	12.5	1/5	3.2	115	1.63	5-15P	207 lbs.	150	\$4,749
GUR60P-S	60"	31.59"	36"	16.2	1/5	3.2	115	1.82	5-15P	234 lbs.	150	\$5,475
GUR72P-S	72"	31.59"	36"	20.6	1/5	3.2	115	1.96	5-15P	263 lbs.	150	\$6,591
With glass doors												
GUR24P-G	24"	31.59"	36"	5.5	1/5	3.2	115	1.14	5-15P	140 lbs.	150	\$3,701
GUR27P-G	27"	31.59"	36"	6.5	1/5	3.2	115	1.12	5-15P	145 lbs.	150	\$4,023
GUR32P-G	32"	31.59"	36"	8.0	1/5	3.2	115	1.19	5-15P	161 lbs.	150	\$4,912
GUR48P-G	48"	31.59"	36"	12.5	1/5	3.2	115	1.63	5-15P	207 lbs.	150	\$5,738
GUR60P-G	60"	31.59"	36"	16.2	1/5	3.2	115	1.82	5-15P	234 lbs.	150	\$6,463
GUR72P-G	72"	31.59"	36"	20.6	1/5	3.2	115	1.96	5-15P	263 lbs.	150	\$8,075
With drawers												
GUR24P-D	24"	31.59"	36"	4.1	1/5	3.2	115	1.14	5-15P	162 lbs.	150	\$4,108
GUR27P-D	27"	31.59"	36"	4.8	1/5	3.2	115	1.12	5-15P	168 lbs.	150	\$4,429
GUR32P-D	32"	31.59"	36"	5.8	1/5	3.2	115	1.19	5-15P	185 lbs.	150	\$5,477
GUR48P-D	48"	31.59"	36"	9.2	1/5	3.2	115	1.63	5-15P	252 lbs.	150	\$6,550
GUR60P-D	60"	31.59"	36"	11.7	1/5	3.2	115	1.82	5-15P	284 lbs.	150	\$7,593
GUR72P-D	72"	31.59"	36"	14.2	1/5	3.2	115	1.96	5-15P	330 lbs.	150	\$9,294
With stainless steel doors - 4" backsplash												
GUR24BP-S	24"	31.59"	36"	5.5	1/5	3.2	115	1.14	5-15P	140 lbs.	150	\$3,524
GUR27BP-S	27"	31.59"	36"	6.5	1/5	3.2	115	1.12	5-15P	145 lbs.	150	\$3,847
GUR32BP-S	32"	31.59"	36"	8.0	1/5	3.2	115	1.19	5-15P	161 lbs.	150	\$4,772
GUR48BP-S	48"	31.59"	36"	12.5	1/5	3.2	115	1.63	5-15P	207 lbs.	150	\$5,101
GUR60BP-S	60"	31.59"	36"	16.2	1/5	3.2	115	1.82	5-15P	234 lbs.	150	\$5,792
GUR72BP-S	72"	31.59"	36"	20.6	1/5	3.2	115	1.96	5-15P	263 lbs.	150	\$6,945
With glass doors - 4" backsplash												
GUR24BP-G	24"	31.59"	36"	5.5	1/5	3.2	115	1.14	5-15P	140 lbs.	150	\$4,019
GUR27BP-G	27"	31.59"	36"	6.5	1/5	3.2	115	1.12	5-15P	145 lbs.	150	\$4,341
GUR32BP-G	32"	31.59"	36"	8.0	1/5	3.2	115	1.19	5-15P	161 lbs.	150	\$5,337
GUR48BP-G	48"	31.59"	36"	12.5	1/5	3.2	115	1.63	5-15P	207 lbs.	150	\$6,091
GUR60BP-G	60"	31.59"	36"	16.2	1/5	3.2	115	1.82	5-15P	234 lbs.	150	\$6,781
GUR72BP-G	72"	31.59"	36"	20.6	1/5	3.2	115	1.96	5-15P	263 lbs.	150	\$8,428
With drawers - 4" backsplash												
GUR24BP-D	24"	31.59"	36"	4.1	1/5	3.2	115	1.14	5-15P	162 lbs.	150	\$4,408
GUR27BP-D	27"	31.59"	36"	4.8	1/5	3.2	115	1.12	5-15P	168 lbs.	150	\$4,748
GUR32BP-D	32"	31.59"	36"	5.8	1/5	3.2	115	1.19	5-15P	185 lbs.	150	\$5,831
GUR48BP-D	48"	31.59"	36"	9.2	1/5	3.2	115	1.63	5-15P	252 lbs.	150	\$6,904
GUR60BP-D	60"	31.59"	36"	11.7	1/5	3.2	115	1.82	5-15P	284 lbs.	150	\$7,911
GUR72BP-D	72"	31.59"	36"	14.2	1/5	3.2	115	1.96	5-15P	330 lbs.	150	\$9,577

Coolscapes® Undercounter/Worktables accessories and modifications can be found on page 21.

#

Product Information

- GreenGenius™ R290 top mount refrigeration system featuring TXV expansion valve and hot gas condensate removal
- Digital exterior temperature display with high/low temp visual alarms
- Temperature range of 33° F to 40° F
- Energy saving LED interior light
- Removable side louver
- Raised ABS interior door liner
- Accommodates full size sheet pans
- Gray epoxy coated shelves (3 per section) with shelf bridge
- Smart door hinge that auto closes up to 90° and stays open past 90°
- Integral door handle
- 180° door opening
- Energy efficient door gasket – removable without tools

- Locking doors
 - 5" locking casters shipped loose for field installation
 - 10' cord and plug attached
- Standard Features of Series GB:**
- Stainless steel exterior front
 - Stainless steel exterior sides
 - Gray coated aluminum interior
 - Stainless steel interior floor
 - Field rehingable doors
 - Stainless steel pilaster with shelf clips
 - Vapor lock relief valve



GBR1P-SH



GBR1P-GH

Specifications and Prices

MODEL NUMBER	DESCRIPTION	DIMENSIONS			STOR. CU. FT.	H.P.	AMPS	VOLTS	NEMA PLUG	SHIP WEIGHT	LIST PRICE
		L	D	H							
SOLID DOOR GB REFRIGERATORS											
GBR1P-S	One section, Full height door	27.4"	32.5"	79.5"	21	.22	4.2	115	5-15P	312 lbs.	\$5,868
GBR1P-SH	One section, Half height doors	27.4"	32.5"	79.5"	21	.22	4.2	115	5-15P	312 lbs.	\$6,513
GBR2P-S	Two section, Full height door	55.2"	32.5"	79.5"	46	.33	6.0	115	5-15P	495 lbs.	\$7,805
GBR2P-SH	Two section, Half height doors	55.2"	32.5"	79.5"	46	.33	6.0	115	5-15P	495 lbs.	\$8,812
GBR3P-S	Three section, Full height door	83"	32.5"	79.5"	71	.355	6.5	115	5-15P	727 lbs.	\$10,540
GBR3P-SH	Three section, Half height doors	83"	32.5"	79.5"	71	.355	6.5	115	5-15P	727 lbs.	\$11,713
GLASS DOOR GB REFRIGERATORS											
GBR1P-G	One section, Full height door	27.4"	32.5"	79.5"	21	.22	4.2	115	5-15P	236 lbs.	\$6,714
GBR1P-GH	One section, Half height doors	27.4"	32.5"	79.5"	21	.22	4.2	115	5-15P	236 lbs.	\$7,078
GBR2P-G	Two section, Full height door	55.2"	32.5"	79.5"	46	.33	6.0	115	5-15P	322 lbs.	\$9,233
GBR2P-GH	Two section, Half height doors	55.2"	32.5"	79.5"	46	.33	6.0	115	5-15P	322 lbs.	\$9,885
GBR3P-G	Three section, Full height door	83"	32.5"	79.5"	71	.35	6.5	115	5-15P	485 lbs.	\$12,663

Coolscapes® Reach-Ins accessories and modifications can be found on page 20.

GBFP - REACH-IN FREEZERS



GBF2P-SH

Product Information

- GreenGenius™ R290 top mount refrigeration system featuring TXV expansion valve and hot gas condensate removal
- Replaceable door opening perimeter heater
- Digital exterior temperature display with high/low temp visual alarms
- Temperature range of -5 °F to 0 °F
- Energy saving LED interior light
- Removable side louver
- Raised ABS interior door liner
- Accommodates full size sheet pans
- Gray epoxy coated shelves (3 per section) with shelf bridge
- Smart door hinge that auto closes up to 90° and stays open past 90°
- Integral door handle
- 180° door opening
- Energy efficient door gasket – removable without tools
- Locking doors

- 5" locking casters shipped loose for field installation
- 10' cord and plug attached

Standard Features of Series GB:

- Stainless steel exterior front
- Stainless steel exterior sides
- Gray coated aluminum interior
- Stainless steel interior floor
- Field rehingable doors
- Stainless steel pilaster with shelf clips
- Vapor lock relief valve

Specifications and Prices

MODEL NUMBER	DESCRIPTION	DIMENSIONS			STOR. CU. FT.	H.P.	AMPS	VOLTS	NEMA PLUG	SHIP WEIGHT	LIST PRICE
		L	D	H							
SOLID DOOR GB FREEZERS											
GBF1P-S	One section, Full height door	27.4"	32.5"	79.5"	21	.55	7.2	115	5-15P	329 lbs.	\$7,330
GBF1P-SH	One section, Half height doors	27.4"	32.5"	79.5"	21	.55	7.2	115	5-15P	336 lbs.	\$7,744
GBF2P-S	Two section, Full height door	55.2"	32.5"	79.5"	46	.68	10.0	115	5-15P	486 lbs.	\$10,284
GBF2P-SH	Two section, Half height doors	55.2"	32.5"	79.5"	46	.68	10.0	115	5-15P	532 lbs.	\$10,903
GBF3P-S	Three section, Full height door	83"	32.5"	79.5"	71	.55 (2)	14.7	115	5-20P	763 lbs.	\$13,524
GBF3P-SH	Three section, Half height doors	83"	32.5"	79.5"	71	.55 (2)	14.7	115	5-20P	772 lbs.	\$14,670

COOLSCAPES REACH-IN GB ACCESSORIES

Accessory Number	Description	List Price
	GC feature set (includes shelf pins in lieu of pilaster strip/pilasters, aluminum in/out, no PRV)	\$0
	GBS feature set (interior to be s/s)	\$700
G359-CT7-0035	Stainless steel finished back (1 section)	\$692
G359-CT7-0037	Stainless steel finished back (2 section)	\$1,393
G359-CT7-003G	Stainless steel finished back (3 section)	\$2,089
G3234452A	6" flanged feet (1 and 2 sections)	\$392
G3234452B	6" flanged feet (3 sections)	\$392
GC3978321	Epoxy coated wire shelf (with GC feature set only)	\$62
GB3978321	Epoxy coated wire shelf (with standard GB or GBS feature set)	\$62

Accessory Number	Description	List Price
G3108B	Half height solid stainless steel door pair in lieu of one - full height hinged solid door	\$349
G3234791A	6" black legs (1 and 2 sections)	\$96
G3234791B	6" black legs (3 sections)	\$96
G263-CTM-0030	TS1 - 18x26" pan flange support (per pair)	\$42
G263-CTM-0033	TS2 - 12x20" pan or 18x26" pan bottom support (per pair)	\$84
G263-CTM-0032	TS3 - 12x20" pan flange support (per pair)	\$44
G263-CUW-0030	TS4 - One pair rod type 18 levels 18x26" flange support	\$264
G3978044	Wire shelf bridge - 2 & 3 section units only	\$151

COOLSCAPES® UNDERCOUNTER/WORKTABLES ACCESSORIES

Accessory Number	Description	List Price
UC000-CYT-0052	2" ride height casters – 24", 27" or 32" unit (All non-locking)	\$218
UC000-CYT-005T	2" ride height casters – 48", 60" or 72" unit (All non-locking)	\$218
UC000-CYT-0051	3" ride height casters (Two locking/two non-locking)	\$158
UC000-CZV-003E	Additional shelf - 24"	\$79
UC000-CZV-003F	Additional shelf - 27"	\$81
UC000-CZV-003G	Additional shelf - 32"	\$84
UC000-CZV-003J	Additional shelf - 48" or 72" with step cutout	\$105
UC000-CZV-003I	Additional shelf - 60"	\$103
UC000-CZV-003H	Additional shelf - 60" with step cutout	\$110
UC000-D06-0030	LED lighting (solid doors only, standard on glass door models)	\$727
UC3234734	Door Locks - not for use on drawer or door/drawer units ***PRICING IS PER SECTION	\$383
UC000-CYT-0053	6" painted legs	\$49
UC000-CYT-0054	6" flange feet	\$155
UC359-CT7-0040	Stainless steel back - 24" unit	\$139
UC359-CT7-0041	Stainless steel back - 27" unit	\$160
UC359-CT7-0042	Stainless steel back - 32" unit	\$160
UC359-CT7-0043	Stainless steel back - 48" unit	\$200
UC359-CT7-0044	Stainless steel back - 60" unit	\$285
UC359-CT7-0045	Stainless steel back - 72" unit	\$285
UC359-CZ4-0031	Stainless steel exterior sides	\$1,135
UC2196108	Exterior thermometer (available on all models)	\$951
UC000-D0T-0030	Stacking collar - 24" unit	\$318
UC000-D0T-0031	Stacking collar - 27" unit	\$358
UC000-D0T-0032	Stacking collar - 32" unit	\$398
UC3239693	Condenser filter	\$39
UC271-CYI-005F	Heavy-duty top (18 gauge) - 24" unit	\$325
UC271-CYI-005G	Heavy-duty top (18 gauge) - 27" unit	\$366
UC271-CYI-005H	Heavy-duty top (18 gauge) - 32" unit	\$398
UC271-CYI-005I	Heavy-duty top (18 gauge) - 48" unit	\$417
UC271-CYI-005J	Heavy-duty top (18 gauge) - 60" unit	\$481
UC271-CYI-005K	Heavy-duty top (18 gauge) - 72" unit	\$538
UC000-D00-0030	Single overself (18" deep x 20" high) - 24" unit	\$839
UC000-D00-0031	Single overself (18" deep x 20" high) - 27" unit	\$859
UC000-D00-0032	Single overself (18" deep x 20" high) - 32" unit	\$954
UC000-D00-0033	Single overself (18" deep x 20" high) - 48" unit	\$1,039
UC000-D00-0034	Single overself (18" deep x 20" high) - 60" unit	\$1,039
UC000-D00-0035	Single overself (18" deep x 20" high) - 72" unit	\$1,090
UC000-D00-0036	Double overself (18" deep, first shelf 20" high, second shelf 34" high) - 24" unit	\$1,467
UC000-D00-0037	Double overself (18" deep, first shelf 20" high, second shelf 34" high) - 27" unit	\$1,506
UC000-D00-0038	Double overself (18" deep, first shelf 20" high, second shelf 34" high) - 32" unit	\$1,519
UC000-D00-0039	Double overself (18" deep, first shelf 20" high, second shelf 34" high) - 48" unit	\$1,596
UC000-D00-003A	Double overself (18" deep, first shelf 20" high, second shelf 34" high) - 60" unit	\$1,909

Accessory Number	Description	List Price
UC000-D00-003B	Double overself (18" deep, first shelf 20" high, second shelf 34" high) - 72" unit	\$2,862
UC000-D0M-0030	1/2" poly cutting board full top - 24"	\$270
UC000-D0M-0031	1/2" poly cutting board full top - 27"	\$323
UC000-D0M-0032	1/2" poly cutting board full top - 32"	\$323
UC000-D0M-0033	1/2" poly cutting board full top - 48"	\$448
UC000-D0M-0034	1/2" poly cutting board full top - 60"	\$593
UC000-D0M-0035	1/2" poly cutting board full top - 72"	\$830
UC000-D0M-0036	1/2" poly cutting board 12" wide - 24"	\$162
UC000-D0M-0037	1/2" poly cutting board 12" wide - 27"	\$265
UC000-D0M-0038	1/2" poly cutting board 12" wide - 32"	\$213
UC000-D0M-0039	1/2" poly cutting board 12" wide - 48"	\$265
UC000-D0M-003A	1/2" poly cutting board 12" wide - 60"	\$318
UC000-D0M-003B	1/2" poly cutting board 12" wide - 72"	\$388
UC000-D0M-003C	1/2" poly cutting board full top - 24" backsplash unit	\$270
UC000-D0M-003D	1/2" poly cutting board full top - 27" backsplash unit	\$270
UC000-D0M-003E	1/2" poly cutting board full top - 32" backsplash unit	\$323
UC000-D0M-003F	1/2" poly cutting board full top - 48" backsplash unit	\$451
UC000-D0M-003G	1/2" poly cutting board full top - 60" backsplash unit	\$592
UC000-D0M-003H	1/2" poly cutting board full top - 72" backsplash unit	\$830
UC000-D0M-003I	1/2" COMP cutting board full top - 24"	\$559
UC000-D0M-003J	1/2" COMP cutting board full top - 27"	\$624
UC000-D0M-003K	1/2" COMP cutting board full top - 32"	\$646
UC000-D0M-003L	1/2" COMP cutting board full top - 48"	\$863
UC000-D0M-003M	1/2" COMP cutting board full top - 60"	\$1,020
UC000-D0M-003N	1/2" COMP cutting board full top - 72"	\$1,151
UC000-D0M-003O	1/2" COMP cutting board 12" wide - 24"	\$300
UC000-D0M-003P	1/2" COMP cutting board 12" wide - 27"	\$325
UC000-D0M-003Q	1/2" COMP cutting board 12" wide - 32"	\$334
UC000-D0M-003R	1/2" COMP cutting board 12" wide - 48"	\$325
UC000-D0M-003S	1/2" COMP cutting board 12" wide - 60"	\$541
UC000-D0M-003T	1/2" COMP cutting board 12" wide - 72"	\$593
UC000-D0M-003U	1/2" COMP cutting board full top - 24" backsplash unit	\$614
UC000-D0M-003V	1/2" COMP cutting board full top - 27" backsplash unit	\$624
UC000-D0M-003W	1/2" COMP cutting board full top - 32" backsplash unit	\$646
UC000-D0M-003X	1/2" COMP cutting board full top - 48" backsplash unit	\$820
UC000-D0M-003Y	1/2" COMP cutting board full top - 60" backsplash unit	\$1,020
UC000-D0M-003Z	1/2" COMP cutting board full top - 72" backsplash unit	\$1,151
UC000-CTA-0034	Stainless steel door in place of drawer section - 24"	No charge
UC000-CTA-0038	Stainless steel door in place of drawer section - 30"	No charge
UC000-CZ9-0030	Drawer in place of door section - 24"	\$2,793
UC000-CZ9-0032	Drawer in place of door section - 30"	\$3,252
UC3455696	Glass door in place of stainless steel door - 24"	\$505
UC3455698	Glass door in place of stainless steel door - 30"	\$616
UC2194400	Master ON/OFF switch	\$784
Contact Factory	Laminate	TBD
Contact Factory	Various cutting boards	TBD
UC000-D4N-0030	Tray rack - 32" units only	\$505

Effective March 2019. All prices F.O.B. Covington, Tennessee 38019. Prices may vary on accessories ordered from KitchenCare®. Visit www.delfield.com for specification sheets.

Blast Chillers/Shock Freezers

T Series

Blast Chiller/Shock Freezers



T SERIES BLAST CHILLER/SHOCK FREEZER



Product Information

- Blast chill food product from 200°F to 38°F in approximately 90 minutes
- Shock freeze food product from 200°F to 0°F in approximately 240 minutes
- Automatic hot gas defrost
- Electronic control with 99 program capability and HACCP memory
- Time chill or temperature chill
- 1 core temperature probe
- Stainless steel exterior and interior
- Soft chill cycle for delicate foods
- Rehingable doors on T5 and T14D models
- T5 and T14D models have self-contained refrigeration systems
- T40 is supplied without condensing unit (condensing unit optional)
- T40 cabinet shipped "Knocked-down", field assembly required
- T40 has stainless steel loading ramp
- Not available in 230/50/1
- Three year parts and labor warranty and an additional 2 year compressor parts warranty.



T5



T14D



T40

Specifications and Prices

MODEL NUMBER	DESCRIPTION	L	OVERALL D	H	CHILL CAPACITY	FREEZE CAPACITY	CONDENSING UNIT	SHIP WEIGHT	LIST PRICE
T5	Blast Chiller/Shock Freezer	31.5"	27.5"	37"	44lbs	26lbs	Self contained	275	\$21,815
T14D	Blast Chiller/Shock Freezer	31.5"	43.5"	71.7"	154lbs	120lbs	Self contained	650	\$42,059
T40	Blast Chiller/Shock Freezer	61"	54"	89.5"	440	385	Remote	1400	\$71,269
Optional Condensing Units									
T40CU*	Condensing unit T40	48"	36"	31"	-	-	Condensing unit	750	\$41,469

*6-8 WEEK LEAD TIME.

Accessories and Modifications

Trolley Guide for T14D allows use of ConvoTherm 6.20 or 10.10 rack (AS3239578)..... \$1,393

Condensing unit weatherproof hood - (CUHOOD)..... \$3,910

ConvoTherm adapter mount for T5 model (AS3239579)..... \$770

For use when 6.10 oven is mounted on top of the unit

Casters for T5 model (AS000-AXD-0063)

4.25" casters, 2 fixed, 2 swivel Shipped loose for field assembly \$335

Casters for T14D model (AS000-AXD-0062)

Shipped loose for field assembly \$335

Undercounter Refrigerators and Freezers

400 Series

Undercounter Refrigerator/ Freezer
Bases

UC4000 Series

Undercounter Refrigerator/
Freezer Bases



400P/UC4000P - R290 REFRIGERANT UNDERCOUNTER REFRIGERATORS

Product Information

400P Series

- Features Delfield's exclusive ABS interior. ABS is extremely durable - it won't dent, chip or corrode and is backed by a limited lifetime warranty
- Stainless steel front and sides
- Two epoxy coated wire shelves, standard per unit
- Environmentally friendly R290 refrigerant
- Foamed in place environmentally friendly, Kyoto Protocol Compliant, Non ODP (Ozone Depletion Potential), Non GWP (Global Warming Potential) polyurethane cuts energy costs
- Black recessed quick grip handle
- Rugged 6" high heavy duty metal legs (models 406 & 407 only). Units with a "CA" suffix are standard on 3" diameter (3.75" ride height) casters
- All units come standard hinged right and may be changed at the factory at no charge. Indicate when order is placed
- 6' cord and plug supplied
- Three year parts and labor warranty and an additional 2 year compressor parts warranty.

UC4000P Series

- Features Delfield's exclusive ABS interior. ABS is extremely durable - it won't dent, chip or corrode and is backed by a limited lifetime warranty
- Stainless steel front, sides and top
- Environmentally friendly R290 refrigerant
- Foamed in place environmentally friendly, Kyoto Protocol Compliant, Non ODP (Ozone Depletion Potential), Non GWP (Global Warming Potential) polyurethane cuts energy costs
- Four epoxy coated wire shelves standard installed per unit
- Black recessed quick grip handle
- Rugged 6" high heavy duty metal legs
- Door hinging available on either right or left, right side is standard
- 6' cord and plug supplied
- Three year parts and labor warranty and an additional 2 year compressor parts warranty.



406-CA



UC4048P
Shown with optional casters

Specifications and Prices

MODEL NUMBER	DESCRIPTION	OVERALL L	OVERALL D	OVERALL H	STOR CU. FT.	H.P.	AMP	VOLTS	NEMA PLUG	SHIP WEIGHT	FREIGHT CLASS	LIST PRICE
UNDERCOUNTER REFRIGERATOR BASES with stainless steel top												
406P	1 door-R290	27.25"	28.5"	35.5"	5.7	1/5	4.0	115	5-15P	176	110	\$3,150
UNDERCOUNTER FREEZER BASES with stainless steel top												
407P	1 door	27.25"	28.5"	35.5"	5.7	1/5	4.5	115	5-15P	176	110	\$3,683
UNDERCOUNTER REFRIGERATOR OR FREEZER with subtop and 3.75" casters												
406CAP	refrigerator - R290	27.25"	27.75"	33.25"	5.7	1/5	4.0	115	5-15P	168	110	\$3,003
407CAP	freezer	27.25"	27.75"	33.25"	5.7	1/5	4.5	115	5-15P	168	110	\$3,524

MODEL NUMBER	OVERALL L	OVERALL D	OVERALL H	STOR. CU. FT.	H.P.	AMP	VOLTS	NEMA PLUG	SHIP WEIGHT	FREIGHT CLASS	LIST PRICE
48" UNDERCOUNTER REFRIGERATOR BASES with stainless steel top											
UC4048P	48"	28.5"	35.5"	10.8	1/5	4.0	115	5-15P	236	110	\$4,511

Accessories

Backs

- 420040 400 One section stainless steel back -----\$432
420043 4000 Two section stainless steel back -----\$628

Casters

- Four 3" (3.75" ride height) NSF certified casters (AS000-AXD-0041)-----\$226
Four 5" (6.0" ride height) NSF certified casters (AS000-AXD-0042)-----\$191

Collar

- AS000-BU8-0030 Model 409 stacking collar (adds 4" to overall combined height; for use with models 406P/407P)-----\$219

Door Lock (not available on glass doors)

- 0420104 Original order only; not field-installable; per door-----\$252

Electrical

- 420021 230 volt, 50 cycle electrical system(non-P models only) -----\$354
AS000-B88-0032 220/60/1 Voltage package ----- \$1,401

Fronts

Plastic laminate front (specify color on original order)

- A130147827 27" units -----\$289
A130147848 48" units -----\$415

Shelves - Models 406P(-CAP), 407P(-CAP), UC4048P ONLY

- AS3978271 Additional shelf (406P, 406CAP, 407P, 407CAP)-----\$64
AS3978272 Additional shelf (UC4048P) -----\$65

Stainless steel overselves

- Single tier 27" -----\$311
Single tier 48" -----\$491
Double tier 27" -----\$625
Double tier 48" -----\$984

400 Series

Work Top Refrigerator/Freezer
Bases

4000 Series

Work Top Refrigerator Bases

18600BUCMP/18600BSTMP

Refrigerated Work Tables With and
Without Backsplash



400P/ST4000P - R290 REFRIGERANT WORK TABLE 18600BUCMP - REFRIGERATED WORK TABLES 18600BSTMP - REFRIGERATED WORK TABLES WITH BACKSPLASH

Product Information

- Features Delfield's exclusive Delrite ABS interior. ABS is extremely durable - it won't dent, chip or corrode and is backed by a limited lifetime warranty
- Stainless steel front, sides and top
- Environmentally friendly R290 natural refrigerant
- Foamed in place environmentally friendly, Kyoto Protocol Compliant, Non ODP (Ozone Depletion Potential), Non GWP (Global Warming Potential) polyurethane cuts energy costs
- Black recessed quick grip handle
- Rugged 6" high heavy duty metal legs
- Door hinging available on either right or left, right side is standard
- 60-cycle single phase electrical system
- 6' cord and plug supplied
- Three year parts and labor warranty and an additional 2 year compressor parts warranty.

400P Series Only

- Two epoxy coated wire shelves, standard installed per unit

ST4000P Series Only

- 4" backsplash
- Four epoxy coated wire shelves standard per unit



402P



18648BUCMP

Specifications and Prices

MODEL NUMBER	DESCRIPTION	OVERALL L	OVERALL D	OVERALL H	STOR CU. FT.	H.P.	AMP	VOLTS	NEMA PLUG	SHIP WEIGHT	FREIGHT CLASS	LIST PRICE
WORK TOP REFRIGERATOR BASES with stainless steel top & backsplash												
402P	1 door-R290	27.25"	28.5"	39.5"	5.7	1/5	4.0	115	5-15P	176	110	\$3,200
WORK TOP FREEZER BASES with stainless steel top & backsplash												
403P	1 door	27.25"	28.5"	39.5"	5.7	1/5	4.5	115	5-15P	184	110	\$3,864

MODEL NUMBER	OVERALL L	OVERALL D	OVERALL H	STOR. CU. FT.	H.P.	AMP	VOLTS	NEMA PLUG	SHIP WEIGHT	FREIGHT CLASS	LIST PRICE
48" WORK TOP REFRIGERATOR BASES with stainless steel top & backsplash											
ST4048P	48"	28.5"	39.5"	10.8	1/5	4.0	115	5-15P	234	110	\$4,764

400 and 4000 accessories and modifications can be found on page 28.

Product Information

- Stainless steel exterior is standard. Optional laminate facing is available
- Compressor is located on right
- Finished stainless steel ends
- 18-gauge stainless steel top
- BSTMP models indicate a 4" high backsplash
- Environmentally friendly R290 refrigerant
- Standard on casters
- Three year parts and labor warranty and an additional 2 year compressor parts warranty.

Specifications and Prices

MODEL NUMBER	# OF DOORS	OVERALL L	OVERALL D	OVERALL H	STOR CU. FT.	H.P.	AMP	VOLTS	NEMA PLUG	SHIP WEIGHT	FREIGHT CLASS	LIST PRICE
REFRIGERATED WORK TABLES												
Self-Contained												
18648BUCMP	(1) 27"	48"	31.5"	36"	10.23	0.20	2.9	115	5-15P	390	110	\$6,779
18660BUCMP	19" & 27"	60"	31.5"	36"	15.12	0.20	2.9	115	5-15P	435	110	\$7,909
18672BUCMP	(2) 27"	72"	31.5"	36"	18.10	0.20	2.9	115	5-15P	495	110	\$9,090
18691BUCMP	(2) 27" & 19"	91"	31.5"	36"	24.48	0.25	4.8	115	5-15P	535	110	\$11,148
18699BUCMP	(3) 27"	99"	31.5"	36"	27.46	0.25	4.8	115	5-15P	594	110	\$11,694
186114BUCMP	(3) 32"	114"	31.5"	36"	37.24	0.33	6.3	115	5-15P	685	110	\$13,473

MODEL NUMBER	# OF DOORS	OVERALL L	OVERALL D	OVERALL H	STOR CU. FT.	H.P.	AMP	VOLTS	NEMA PLUG	SHIP WEIGHT	FREIGHT CLASS	LIST PRICE
REFRIGERATED WORK TABLES WITH BACKSPLASH												
Self-Contained												
18648BSTMP	(1) 27"	48"	31.5"	40"	10.23	0.20	2.9	115	5-15P	390	110	\$7,048
18660BSTMP	19" & 27"	60"	31.5"	40"	15.12	0.20	2.9	115	5-15P	435	110	\$8,123
18672BSTMP	(2) 27"	72"	31.5"	40"	18.10	0.20	2.9	115	5-15P	495	110	\$9,448
18691BSTMP	(2) 27" & 19"	91"	31.5"	40"	24.48	0.25	4.8	115	5-15P	535	110	\$11,933
18699BSTMP	(3) 27"	99"	31.5"	40"	27.46	0.25	4.8	115	5-15P	594	110	\$12,537
186114BSTMP	(3) 32"	114"	31.5"	40"	37.24	0.33	6.3	115	5-15P	685	110	\$14,439

18600BUCMP AND 18600BSTMP accessories and modifications can be found on page 28.


WORK TABLE ACCESSORIES

400P/4000P SERIES

Casters for 400P/4000P series units	
AS000-AXD-0041 Four 3"(3.75" ride height) NSF certified casters	\$226
0420104 Door lock original order only; (not available on glass doors) not field-installable; per section	\$252
Shelves	
AS3978273 Additional shelf (48")	\$70
AS3978274 Additional shelf (27")	\$70
Electrical-(transformers shipped loose, not installed at factory)	
420021 230 volt, 50 cycle electrical system(non-P models only)	\$354
AS000-B88-0032 220/60/1 Voltage package	\$1,401
Stainless steel overshelves	
Single tier 27"	\$311
Single tier 48"	\$491
Double tier 27"	\$625
Double tier 48"	\$984
Plastic laminate front (specify color on original order)	
A130147827 27"	\$289
A130147848 48"	\$415
Plastic laminate back (specify color on original order)	
A130147827B 27"	\$573
A130147848B 48"	\$415
Stainless steel back	
A000-B4V-003N 27"	\$466
A000-B4V-003R 48"	\$658

BUCMP & BSTMP MODELS

Stainless steel back (per linear inch)	\$15
Laminate facing for BUCMP & BSTMP units; per linear inch (Laminate facing for rear of BUCMP & BSTMP units requires stainless steel back)	\$11
Composite Cutting Board (20" wide x 1/2" thick) (BUCMP & BSTMP)	
48"	\$1,072
60"	\$1,378
72"	\$1,532
91"	\$1,991
99"	\$2,144
114"	\$2,450
Poly Cutting Board (BUCMP & BSTMP)	
48" (20" wide x 1/2" thick)	\$531
60" (20" wide x 1/2" thick)	\$684
72" (20" wide x 1/2" thick)	\$760
91" (20" wide x 1/2" thick)	\$988
99" (20" wide x 1/2" thick)	\$1,064
114" (20" wide x 1/2" thick)	\$1,216
Drawers 19", 2 high, hold one 12" x 20" x 6" deep pan	
per drawer (pans supplied by others)	\$1,915
Drawers 19", 3 high, hold one 12" x 20" x 4" deep pan	
per drawer (pans supplied by others)	\$2,409
Drawers 27", 2 high, hold two 12" x 20" x 6" deep pans	
per drawer (pans supplied by others)	\$2,025
Drawers 27", 3 high, hold two 12" x 20" x 4" deep pans	
per drawer (pans supplied by others)	\$2,572
Drawers 32", 2 high, hold two 12" x 20" x 6" deep pans	
per drawer (pans supplied by others)	\$2,025
Drawers 32", 3 high, hold two 12" x 20" x 4" deep pans	
per drawer (pans supplied by others)	\$2,572
TR9B tray rack (base support style for 18" x 26" trays; 2" centers)	
(BUCMP & BSTMP) (3977985)	\$286



4400N Series

Salad Top Compact Prep Tables

18000PTBMP

Standard Pizza Prep Tables

18600PTLP

LiquiTec® Pizza Prep Tables

18600PDLP

Dual Rail Pizza Prep Tables

CTP-NBP

Counter Top Prep Rails



4400N - SALAD TOP PREP TABLES



4427N-6
Shown with optional hinged cover



4464N-16

Product Information

- Patented air screen ensures product stays cold without drying it out
- All 4400 Series units are 100% front breathing, which allows the unit to be pushed against a wall or built into a cabinet or an existing line up
- Durable, rugged stainless steel sides, top and front
- Features Delfield's exclusive Delrite ABS interior (on sides). ABS is extremely durable - it won't dent, chip or corrode and is backed by a limited lifetime warranty
- Delfield supplies 1/6 size pans and positive placement adapter bars for top opening
- Dual level pan brackets allow the pans to be lowered an additional inch in the unit without tools to provide additional pan temperature holding performance (not available for eight pan capacity models)
- Salad top refrigerators are standard with 10" wide, dishwasher safe polyethylene cutting board
- "D" prefix models feature Delfield's new drawer system. Drawers are backed by a **10-year warranty** on the track assembly
- Environmentally friendly R404A refrigerant
- High density foamed in place environmentally friendly, Kyoto Protocol Compliant, Non ODP (Ozone Depletion Potential), Non GWP (Global Warming Potential) polyurethane keeps energy costs low
- Black recessed quick grip handle
- Standard on 5" casters for easy cleaning and installation
- 6' cord and plug supplied
- One epoxy coated wire shelf standard, installed per door section
- "ST" prefix models have a 4" stainless steel backsplash
- Electromechanical control
- Three year parts and labor warranty and an additional 2 year compressor parts warranty.

Specifications and Prices

MODEL NUMBER	DESCRIPTION	OVERALL L	OVERALL D	OVERALL H	VOL. CU. FT.	1/6 PAN CAP.	H.P.	AMP	VOLTS	NEMA PLUG	SHIP WEIGHT	FREIGHT CLASS	LIST PRICE
27" SALAD TOP REFRIGERATOR BASES													
4427N-6	one door	27"	31.5"	36"	8.2	6	1/5	7.2	115	5-15P	223	110	\$3,763
D4427N-6	two drawers	27"	31.5"	36"	8.2	6	1/5	7.2	115	5-15P	245	110	\$5,283
4427N-8	one door	27"	31.5"	36"	8.2	8	1/5	7.2	115	5-15P	223	110	\$4,859
D4427N-8	two drawers	27"	31.5"	36"	8.2	8	1/5	7.2	115	5-15P	223	110	\$6,409
ST4427N-8	one door	27"	31.5"	36"	8.2	8	1/5	7.2	115	5-15P	240	110	\$5,132
STD4427N-8	two drawers	27"	31.5"	36"	8.2	8	1/5	7.2	115	5-15P	240	110	\$6,497
48" SALAD TOP REFRIGERATOR BASES													
4448N-8	two doors	48"	31.5"	36"	16.0	8	1/5	7.2	115	5-15P	316	110	\$5,219
D4448N-8	four drawers	48"	31.5"	36"	16.0	8	1/5	7.2	115	5-15P	398	110	\$7,980
4448N-12	two doors	48"	31.5"	36"	16.0	12	1/5	7.2	115	5-15P	316	110	\$5,477
D4448N-12	four drawers	48"	31.5"	36"	16.0	12	1/5	7.2	115	5-15P	398	110	\$8,420
ST4448N-8	two doors	48"	31.5"	36"	16.0	8	1/5	7.2	115	5-15P	316	110	\$5,367
STD4448N-8	four drawers	48"	31.5"	36"	16.0	8	1/5	7.2	115	5-15P	398	110	\$7,989
60" SALAD TOP REFRIGERATOR BASES													
4460N-8	two doors	60"	31.5"	36"	20.2	8	1/2	12.0	115	5-15P	411	110	\$6,536
D4460N-8	four drawers	60"	31.5"	36"	20.2	8	1/2	12.0	115	5-15P	495	110	\$9,305
4460N-12	two doors	60"	31.5"	36"	20.2	12	1/2	12.0	115	5-15P	411	110	\$6,838
D4460N-12	four drawers	60"	31.5"	36"	20.2	12	1/2	12.0	115	5-15P	495	110	\$9,613
ST4460N-8	two doors	60"	31.5"	36"	20.2	8	1/2	12.0	115	5-15P	411	110	\$6,825
STD4460N-8	four drawers	60"	31.5"	36"	20.2	8	1/2	12.0	115	5-15P	495	110	\$9,320
64" SALAD TOP REFRIGERATOR BASES													
4464N-8	two doors	64"	31.5"	36"	21.6	8	1/2	12.0	115	5-15P	421	110	\$6,647
D4464N-8	four drawers	64"	31.5"	36"	21.6	8	1/2	12.0	115	5-15P	522	110	\$9,627
4464N-12	two doors	64"	31.5"	36"	21.6	12	1/2	12.0	115	5-15P	421	110	\$7,223
D4464N-12	four drawers	64"	31.5"	36"	21.6	12	1/2	12.0	115	5-15P	522	110	\$10,006
4464N-16	two doors	64"	31.5"	36"	21.6	16	1/2	12.0	115	5-15P	421	110	\$7,615
D4464N-16	four drawers	64"	31.5"	36"	21.6	16	1/2	12.0	115	5-15P	522	110	\$10,395
ST4464N-8	two doors	64"	31.5"	36"	21.6	8	1/2	12.0	115	5-15P	421	110	\$6,877
STD4464N-8	four drawers	64"	31.5"	36"	21.6	8	1/2	12.0	115	5-15P	522	110	\$9,582
ST4464N-12	two doors	64"	31.5"	36"	21.6	12	1/2	12.0	115	5-15P	421	110	\$7,247
STD4464N-12	four drawers	64"	31.5"	36"	21.6	12	1/2	12.0	115	5-15P	522	110	\$9,948
72" SALAD TOP REFRIGERATOR BASES													
4472N-12	three doors	72"	31.5"	36"	24.8	12	1/2	12.0	115	5-15P	461	110	\$7,808
D4472N-12	six drawers	72"	31.5"	36"	24.8	12	1/2	12.0	115	5-15P	545	110	\$11,418
4472N-18	three doors	72"	31.5"	36"	24.8	18	1/2	12.0	115	5-15P	461	110	\$7,981
D4472N-18	six drawers	72"	31.5"	36"	24.8	18	1/2	12.0	115	5-15P	545	110	\$11,597
ST4472N-12	three doors	72"	31.5"	36"	24.8	12	1/2	12.0	115	5-15P	461	110	\$7,903
STD4472N-12	six drawers	72"	31.5"	36"	24.8	12	1/2	12.0	115	5-15P	545	110	\$11,419

4400N Series accessories and modifications can be found on page 36.

10-year Warranty on Delfield's Full Extension Plus Drawer System Track!



4400NM - MEGA TOP PREP TABLES

Product Information

- Patented air screen design ensures product stays cold without drying it out
- All 4400 Series units are 100% front breathing, which allows the unit to be pushed against a wall or built into a cabinet or an existing line up
- Durable, rugged stainless steel sides, top and front
- Features Delfield's exclusive Delrite ABS interior (on sides). ABS is extremely durable - it won't dent, chip or corrode and is backed by a limited lifetime warranty
- Delfield supplies 1/6 size pans and positive placement adapter bars for top opening
- Dual level pan brackets allow the pans to be lowered an additional inch in the unit without tools to provide additional pan temperature holding performance (not available for twelve pan capacity models)
- Mega top refrigerators are standard with 8" wide, dishwasher safe polyethylene cutting board
- "D" prefix models feature Delfield's exclusive new drawer system. Drawers are backed by a **10-year warranty** on the track assembly (Great for fast replenishment!)
- Environmentally friendly R404A refrigerant
- High density foamed in place environmentally friendly, Kyoto Protocol Compliant, Non ODP (Ozone Depletion Potential), Non GWP (Global Warming Potential) polyurethane keeps energy costs low
- Black recessed quick grip handle
- Standard on 5" casters for easy cleaning and installation
- 6' cord and plug supplied
- One epoxy coated wire shelf standard, installed per door section
- "ST" prefix models have a 4" stainless steel backsplash
- Electromechanical control
- Three year parts and labor warranty and an additional 2 year compressor parts warranty.



4432N-12M



4464N-24M

Specifications and Prices

MODEL NUMBER	DESCRIPTION	OVERALL L	OVERALL D	OVERALL H	VOL. CU. FT.	1/6 PAN CAP.	H.P.	AMP	VOLTS	NEMA PLUG	SHIP WEIGHT	FREIGHT CLASS	LIST PRICE
27" MEGA TOP FRONT BREATHERS													
4427N-9M	one door	27"	31.5"	36"	8.2	9	1/5	7.2	115	5-15P	223	110	\$4,516
D4427N-9M	two drawers	27"	31.5"	36"	8.2	9	1/5	7.2	115	5-15P	245	110	\$5,925
4427N-12M	one door	27"	31.5"	36"	8.2	12	1/5	7.2	115	5-15P	223	110	\$4,486
D4427N-12M	two drawers	27"	31.5"	36"	8.2	12	1/5	7.2	115	5-15P	245	110	\$5,831
ST4427N-12M	one door	27"	31.5"	36"	8.2	12	1/5	7.2	115	5-15P	223	110	\$4,820
STD4427N-12M	two drawers	27"	31.5"	36"	8.2	12	1/5	7.2	115	5-15P	245	110	\$6,254
32" MEGA TOP FRONT BREATHERS													
4432N-12M	one door	32"	31.5"	36"	10.1	12	1/5	7.2	115	5-15P	245	110	\$5,524
D4432N-12M	two drawers	32"	31.5"	36"	10.1	12	1/5	7.2	115	5-15P	293	110	\$6,908
48" MEGA TOP FRONT BREATHERS													
4448N-18M	two doors	48"	31.5"	36"	16.0	18	1/5	7.2	115	5-15P	316	110	\$6,735
D4448N-18M	four drawers	48"	31.5"	36"	16.0	18	1/5	7.2	115	5-15P	398	110	\$9,430
60" MEGA TOP FRONT BREATHERS													
4460N-12M	two doors	60"	31.5"	36"	20.2	12	1/2	12.0	115	5-15P	411	110	\$7,245
D4460N-12M	four drawers	60"	31.5"	36"	20.2	12	1/2	12.0	115	5-15P	495	110	\$9,733
4460N-18M	two doors	60"	31.5"	36"	20.2	18	1/2	12.0	115	5-15P	411	110	\$7,427
D4460N-18M	four drawers	60"	31.5"	36"	20.2	18	1/2	12.0	115	5-15P	495	110	\$10,211
4460N-24M	two doors	60"	31.5"	36"	20.2	24	1/2	12.0	115	5-15P	411	110	\$7,381
D4460N-24M	four drawers	60"	31.5"	36"	20.2	24	1/2	12.0	115	5-15P	495	110	\$10,082
ST4460N-12M	two doors	60"	31.5"	36"	20.2	12	1/2	12.0	115	5-15P	411	110	\$7,313
STD4460N-12M	four drawers	60"	31.5"	36"	20.2	12	1/2	12.0	115	5-15P	495	110	\$10,318
ST4460N-18M	two doors	60"	31.5"	36"	20.2	18	1/2	12.0	115	5-15P	411	110	\$7,493
STD4460N-18M	four drawers	60"	31.5"	36"	20.2	18	1/2	12.0	115	5-15P	495	110	\$10,501
64" MEGA TOP FRONT BREATHER													
4464N-12M	two doors	64"	31.5"	36"	21.6	12	1/2	12.0	115	5-15P	421	110	\$7,545
D4464N-12M	four drawers	64"	31.5"	36"	21.6	12	1/2	12.0	115	5-15P	522	110	\$10,563
4464N-18M	two doors	64"	31.5"	36"	21.6	18	1/2	12.0	115	5-15P	421	110	\$7,730
D4464N-18M	four drawers	64"	31.5"	36"	21.6	18	1/2	12.0	115	5-15P	522	110	\$10,750
4464N-24M	two doors	64"	31.5"	36"	21.6	24	1/2	12.0	115	5-15P	421	110	\$8,139
D4464N-24M	four drawers	64"	31.5"	36"	21.6	24	1/2	12.0	115	5-15P	522	110	\$10,605
ST4464N-12M	two doors	64"	31.5"	36"	21.6	12	1/2	12.0	115	5-15P	421	110	\$7,775
STD4464N-12M	four drawers	64"	31.5"	36"	21.6	12	1/2	12.0	115	5-15P	522	110	\$10,488
ST4464N-18M	two doors	64"	31.5"	36"	21.6	18	1/2	12.0	115	5-15P	421	110	\$7,964
STD4464N-18M	four drawers	64"	31.5"	36"	21.6	18	1/2	12.0	115	5-15P	522	110	\$10,670
72" MEGA TOP FRONT BREATHER													
4472N-18M	three doors	72"	31.5"	36"	24.8	18	1/2	12.0	115	5-15P	461	110	\$8,330
D4472N-18M	six drawers	72"	31.5"	36"	24.8	18	1/2	12.0	115	5-15P	545	110	\$11,964
4472N-24M	three doors	72"	31.5"	36"	24.8	24	1/2	12.0	115	5-15P	461	110	\$8,506
D4472N-24M	six drawers	72"	31.5"	36"	24.8	24	1/2	12.0	115	5-15P	545	110	\$12,138
4472N-30M	three doors	72"	31.5"	36"	24.8	30	1/2	12.0	115	5-15P	461	110	\$8,431
D4472N-30M	six drawers	72"	31.5"	36"	24.8	30	1/2	12.0	115	5-15P	545	110	\$11,962
ST4472N-18M	three doors	72"	31.5"	36"	24.8	18	1/2	12.0	115	5-15P	461	110	\$8,411
STD4472N-18M	six drawers	72"	31.5"	36"	24.8	18	1/2	12.0	115	5-15P	545	110	\$11,946
ST4472N-24M	three doors	72"	31.5"	36"	24.8	24	1/2	12.0	115	5-15P	461	110	\$8,581
STD4472N-24M	six drawers	72"	31.5"	36"	24.8	24	1/2	12.0	115	5-15P	545	110	\$12,116

4400N Series accessories and modifications can be found on page 36.

Effective March 2019. All prices F.O.B. Covington, Tennessee 38019. Prices may vary on accessories ordered from KitchenCare®. Visit www.delfield.com for specification sheets.

**10-year Warranty
on Delfield's Full
Extension Plus
Drawer System
Track!**



UC4400N - REDUCED WORK HEIGHT SALAD TOP PREP TABLES



UC4427N-6
Shown with optional hinged cover



UC4464N-16

Product Information

- Patented air screen ensures product stays cold without drying it out
- All 4400 Series units are 100% front breathing, which allows the unit to be pushed against a wall or built into a cabinet or an existing line up
- Durable, rugged stainless steel sides, top and front
- Features Delfield's exclusive Delrite ABS interior (on sides). ABS is extremely durable - it won't dent, chip or corrode and is backed by a limited lifetime warranty
- Delfield supplies 1/6 size pans and positive placement adapter bars for top opening
- Dual level pan brackets allow the pans to be lowered an additional inch in the unit without tools to provide additional pan temperature holding performance
- Salad top refrigerators are standard with 10" wide, dishwasher safe polyethylene cutting board
- "D" prefix models feature Delfield's new drawer system. Drawers are backed by a **10-year warranty** on the track assembly
- Environmentally friendly R404A refrigerant
- High density foamed in place environmentally friendly, Kyoto Protocol Compliant, Non ODP (Ozone Depletion Potential), Non GWP (Global Warming Potential) polyurethane keeps energy costs low
- Black recessed quick grip handle
- Standard on 3" casters for easy cleaning and installation
- 6' cord and plug supplied
- One epoxy coated wire shelf standard, installed per door section
- Electromechanical control
- Three year parts and labor warranty and an additional 2 year compressor parts warranty.

10-year Warranty on Delfield's Full Extension Plus Drawer System Track!



Specifications and Prices

MODEL NUMBER	DESCRIPTION	L	OVERALL D H		VOL. CU. FT.	1/6 PAN CAP.	H.P.	AMP	VOLTS	NEMA PLUG	SHIP WEIGHT	FREIGHT CLASS	LIST PRICE
27" SALAD TOP REFRIGERATOR BASES													
UC4427N-6	one door	27"	31.5"	34.25"	8.2	6	1/5	7.2	115	5-15P	223	110	\$3,877
UCD4427N-6	two drawers	27"	31.5"	34.25"	8.2	6	1/5	7.2	115	5-15P	245	110	\$5,128
48" SALAD TOP REFRIGERATOR BASES													
UC4448N-8	two doors	48"	31.5"	34.25"	16.0	8	1/5	7.2	115	5-15P	316	110	\$5,067
UCD4448N-8	four drawers	48"	31.5"	34.25"	16.0	8	1/5	7.2	115	5-15P	398	110	\$7,821
UC4448N-12	two doors	48"	31.5"	34.25"	16.0	12	1/5	7.2	115	5-15P	316	110	\$5,477
UCD4448N-12	four drawers	48"	31.5"	34.25"	16.0	12	1/5	7.2	115	5-15P	398	110	\$8,254
60" SALAD TOP REFRIGERATOR BASES													
UC4460N-8	two doors	60"	31.5"	34.25"	20.2	8	1/2	12.0	115	5-15P	411	110	\$6,346
UCD4460N-8	four drawers	60"	31.5"	34.25"	20.2	8	1/2	12.0	115	5-15P	495	110	\$9,035
UC4460N-12	two doors	60"	31.5"	34.25"	20.2	12	1/2	12.0	115	5-15P	411	110	\$6,639
UCD4460N-12	four drawers	60"	31.5"	34.25"	20.0	12	1/2	12.0	115	5-15P	495	110	\$9,334
64" SALAD TOP REFRIGERATOR BASES													
UC4464N-8	two doors	64"	31.5"	34.25"	21.6	8	1/2	12.0	115	5-15P	421	110	\$6,647
UCD4464N-8	four drawers	64"	31.5"	34.25"	21.6	8	1/2	12.0	115	5-15P	522	110	\$9,347
UC4464N-12	two doors	64"	31.5"	34.25"	21.6	12	1/2	12.0	115	5-15P	421	110	\$7,013
UCD4464N-12	four drawers	64"	31.5"	34.25"	21.6	12	1/2	12.0	115	5-15P	522	110	\$9,714
UC4464N-16	two doors	64"	31.5"	34.25"	21.6	16	1/2	12.0	115	5-15P	421	110	\$7,391
UCD4464N-16	four drawers	64"	31.5"	34.25"	21.6	16	1/2	12.0	115	5-15P	522	110	\$10,093
72" SALAD TOP REFRIGERATOR BASES													
UC4472N-12	three doors	72"	31.5"	34.25"	24.8	12	1/2	12.0	115	5-15P	461	110	\$7,580
UCD4472N-12	six drawers	72"	31.5"	34.25"	24.8	12	1/2	12.0	115	5-15P	545	110	\$11,086
UC4472N-18	three doors	72"	31.5"	34.25"	24.8	18	1/2	12.0	115	5-15P	461	110	\$7,747
UCD4472N-18	six drawers	72"	31.5"	34.25"	24.8	18	1/2	12.0	115	5-15P	545	110	\$11,259

UC4400N Series accessories and modifications can be found on page 36.

UC4400NM - REDUCED WORK HEIGHT MEGA TOP PREP TABLES

Product Information

- Patented air screen design ensures product stays cold without drying it out
- All 4400 Series units are 100% front breathing, which allows the unit to be pushed against a wall or built into a cabinet or an existing line up
- Durable, rugged stainless steel sides, top and front
- Features Delfield's exclusive Delrite ABS interior (on sides). ABS is extremely durable - it won't dent, chip or corrode and is backed by a limited lifetime warranty
- Delfield supplies 1/6 size pans and positive placement adapter bars for top opening
- Dual level pan brackets allow the pans to be lowered an additional inch in the unit without tools to provide additional pan temperature holding performance (not available for twelve pan capacity models)
- Mega top refrigerators are standard with 8" wide, dishwasher safe polyethylene cutting board
- "D" prefix models feature Delfield's exclusive new drawer system. Drawers are backed by a **10-year warranty** on the track assembly (Great for fast replenishment!)
- Environmentally friendly R404A refrigerant
- High density foamed in place environmentally friendly, Kyoto Protocol Compliant, Non ODP (Ozone Depletion Potential), Non GWP (Global Warming Potential) polyurethane keeps energy costs low
- Black recessed quick grip handle
- Standard on 3" casters for easy cleaning and installation
- 6' cord and plug supplied
- One epoxy coated wire shelf standard, installed per door section
- Electromechanical control
- Three year parts and labor warranty and an additional 2 year compressor parts warranty.



UC4432N-12M



UC4464N-24M

Specifications and Prices

MODEL NUMBER	DESCRIPTION	L	OVERALL D	H	VOL. CU. FT.	1/6 PAN CAP.	H.P.	AMP	VOLTS	NEMA PLUG	SHIP WEIGHT	FREIGHT CLASS	LIST PRICE
27" MEGA TOP FRONT BREATHERS													
UC4427N-9M	one door	27"	31.5"	34.25"	8.2	9	1/5	7.2	115	5-15P	223	110	\$4,299
UCD4427N-9M	two drawers	27"	31.5"	34.25"	8.2	9	1/5	7.2	115	5-15P	245	110	\$5,752
UC4427N-12M	one door	27"	31.5"	34.25"	8.2	12	1/5	7.2	115	5-15P	223	110	\$4,486
UCD4427N-12M	two drawers	27"	31.5"	34.25"	8.2	12	1/5	7.2	115	5-15P	245	110	\$5,831
32" MEGA TOP FRONT BREATHERS													
UC4432N-12M	one door	32"	31.5"	34.25"	10.1	12	1/5	7.2	115	5-15P	245	110	\$5,525
UCD4432N-12M	two drawers	32"	31.5"	34.25"	10.1	12	1/5	7.2	115	5-15P	293	110	\$6,908
48" MEGA TOP FRONT BREATHERS													
UC4448N-18M	two doors	48"	31.5"	34.25"	16.0	18	1/5	7.2	115	5-15P	316	110	\$6,735
UCD4448N-18M	four drawers	48"	31.5"	34.25"	16.0	18	1/5	7.2	115	5-15P	398	110	\$9,521
60" MEGA TOP FRONT BREATHERS													
UC4460N-12M	two doors	60"	31.5"	34.25"	20.2	12	1/2	12.0	115	5-15P	411	110	\$7,033
UCD4460N-12M	four drawers	60"	31.5"	34.25"	20.2	12	1/2	12.0	115	5-15P	495	110	\$9,733
UC4460N-18M	two doors	60"	31.5"	34.25"	20.2	18	1/2	12.0	115	5-15P	411	110	\$7,211
UCD4460N-18M	four drawers	60"	31.5"	34.25"	20.2	18	1/2	12.0	115	5-15P	495	110	\$9,913
UC4460N-24M	two doors	60"	31.5"	34.25"	20.2	24	1/2	12.0	115	5-15P	411	110	\$7,381
UCD4460N-24M	four drawers	60"	31.5"	34.25"	20.2	24	1/2	12.0	115	5-15P	495	110	\$10,082
64" MEGA TOP FRONT BREATHERS													
UC4464N-12M	two doors	64"	31.5"	34.25"	21.6	12	1/2	12.0	115	5-15P	421	110	\$7,545
UCD4464N-12M	four drawers	64"	31.5"	34.25"	21.6	12	1/2	12.0	115	5-15P	522	110	\$10,256
UC4464N-18M	two doors	64"	31.5"	34.25"	21.6	18	1/2	12.0	115	5-15P	421	110	\$7,730
UCD4464N-18M	four drawers	64"	31.5"	34.25"	21.6	18	1/2	12.0	115	5-15P	522	110	\$10,437
UC4464N-24M	two doors	64"	31.5"	34.25"	21.6	24	1/2	12.0	115	5-15P	421	110	\$7,901
UCD4464N-24M	four drawers	64"	31.5"	34.25"	21.6	24	1/2	12.0	115	5-15P	522	110	\$10,605
72" MEGA TOP FRONT BREATHERS													
UC4472N-18M	three doors	72"	31.5"	34.25"	24.8	18	1/2	12.0	115	5-15P	461	110	\$8,087
UCD4472N-18M	six drawers	72"	31.5"	34.25"	24.8	18	1/2	12.0	115	5-15P	545	110	\$11,615
UC4472N-24M	three doors	72"	31.5"	34.25"	24.8	24	1/2	12.0	115	5-15P	461	110	\$8,257
UCD4472N-24M	six drawers	72"	31.5"	34.25"	24.8	24	1/2	12.0	115	5-15P	545	110	\$11,784
UC4472N-30M	three doors	72"	31.5"	34.25"	24.8	30	1/2	12.0	115	5-15P	461	110	\$8,430
UCD4472N-30M	six drawers	72"	31.5"	34.25"	24.8	30	1/2	12.0	115	5-15P	545	110	\$11,962

UC4400NM Series accessories and modifications can be found on page 36.

10-year Warranty on Delfield's Full Extension Plus Drawer System Track!



PREP TABLES

18600PTBMP - STANDARD PIZZA AND PREP STATIONS**18600PTLP - LIQUITEC® COOLED PREP TABLES****18600PDLP - DUAL RAIL PREP TABLES****CTP-NBP - COUNTERTOP PREP RAILS**

18600PTBMP



CTP8146NBP



18672PDLV

Product Information**PTBMP, PDLV & PTLP SERIES ONLY**

- Top and sides are constructed of stainless steel
- Back of unit is galvanized
- Pans and adapter bars by others
- High density environmentally friendly, Kyoto Protocol Compliant, Non ODP (Ozone Depletion Potential), Non GWP (Global Warming Potential) polyurethane foam throughout unit
- Stainless steel removable hinged covers
- Unit on/off switch is located behind the louver
- Front louvered panel has 1.50" hole for rail on/off switch access
- Electronic temperature controls
- Protective rubber bumpers are affixed to the back of the unit
- 8' long electrical cord

PTBMP SERIES ONLY

- Mechanically cooled
- Pans are recessed 2"
- NSF7 certified
- Die-stamped openings to accommodate 12" x 20" hotel pans or fractional pans
- Environmentally friendly R-290 refrigerant (PTBM)
- Three year parts and labor warranty and an additional 2 year compressor parts warranty.

PTLP SERIES ONLY

- LiquiTec® cooled flush mount rail with NSF7 certified performance

- Pans are flush mounted
- Standard Polyethylene cutting board
- Environmentally friendly R290 refrigerant
- Three year parts and labor warranty and an additional 2 year compressor parts warranty.

CTP-NBP SERIES ONLY

- R290 refrigerant is used
- 18-gauge exterior
- Mechanically cooled
- Pans are recessed 3"
- NSF7 certified
- One year parts and labor standard warranty. Additional warranties available

PDLV ONLY:

- 4.12" casters
- 34" standard work height
- Stainless steel finished ends
- LiquiTec® cooled flush mount rail with NSF7 certified performance
- Pans are flush mounted
- 17" wide polyethylene cutting board
- Five year compressor warranty
- Environmentally friendly R290 refrigerant
- Three year parts and labor warranty and an additional 2 year compressor parts warranty.

Specifications and Prices

MODEL NUMBER	1/6 PAN CAP.	OVERALL L	OVERALL D	OVERALL H	STOR CU. FT.	# OF DOORS	H.P.	AMP	VOLTS	NEMA PLUG	SHIP WEIGHT	FREIGHT CLASS	LIST PRICE
--------------	--------------	-----------	-----------	-----------	--------------	------------	------	-----	-------	-----------	-------------	---------------	------------

MECHANICALLY COOLED REFRIGERATED PIZZA & SANDWICH TABLES**Self-Contained**

18648PTBMP	12	48"	31.5"	42"	8.39	1	0.25	4.7	115	5-15P	520	110	\$9,871
18660PTBMP	14	60"	31.5"	42"	14.37	2	0.25	4.7	115	5-15P	580	110	\$10,448
18672PTBMP	18	72"	31.5"	42"	16.77	2	(2) 0.20	6.5	115	5-20P	635	110	\$11,291
18691PTBMP	22	91"	31.5"	42"	22.82	3	(2) 0.20	6.5	115	5-20P	770	110	\$13,584
18699PTBMP	24	99"	31.5"	42"	25.87	3	(2) 0.20	6.5	115	5-20P	805	110	\$14,095
186114PTBMP	28	114"	31.5"	42"	30.9	3	(2) 0.20	6.5	115	5-20P	927	110	\$16,991

MODEL NUMBER	OVERALL L	OVERALL D	OVERALL H	1/6 PAN CAPACITY	STOR CU. FT.	# OF DOORS	H.P.	AMP	VOLTS	NEMA PLUG	SHIP WEIGHT	FREIGHT CLASS	LIST PRICE
--------------	-----------	-----------	-----------	------------------	--------------	------------	------	-----	-------	-----------	-------------	---------------	------------

LIQUITEC COOLED PREP TABLES**Self-Contained**

18648PTLP	48"	31.5"	42"	12	9.36	1	1/3	4.7	115	5-15P	520	110	\$17,382
18672PTLP	72"	31.5"	42"	18	16.52	2	1/3, 1/5	8.6	115	5-20P	635	110	\$20,932
18699PTLP	99"	31.5"	42"	24	25.07	3	1/3, 1/5	8.6	115	5-20P	805	110	\$24,523

MODEL NUMBER	L	OVERALL D	H	1/6 PAN CAPACITY	H.P.	AMPS	NEMA PLUG	SHIP WEIGHT	LIST PRICE
Dual Rail Liquitec Prep Tables									
18648PDLP	48" (122cm)	31.50" (80cm)	53.7" (136cm)	24	1/3, 1/5	10.1	5-20P	691	\$20,434
18672PDLP	72" (183cm)	31.50" (80cm)	53.7" (136cm)	36	1/3, 1/5	12.7	5-20P	875	\$23,103

MODEL NUMBER	L	OVERALL D	H	1/6 PAN CAPACITY	ADAPTER BARS	H.P.	AMP	VOLTS	NEMA PLUG	SHIP WEIGHT	FREIGHT CLASS	LIST PRICE
--------------	---	-----------	---	------------------	--------------	------	-----	-------	-----------	-------------	---------------	------------

COUNTERTOP REFRIGERATED PREP RAILS**Self-Contained**

CTP 8146-NBP	46"	17.03"	12.55"	12	5	1/5	2.8	115	5-15P	121	110	\$5,895
CTP 8160-NBP	60"	17.03"	12.55"	18	7	1/5	2.8	115	5-15P	158	110	\$6,322

18600PTBMP, 18600PTLP, 18600PDLP AND CTP/NBP Series accessories and modifications can be found on page 37.

F18 - HIGH PERFORMANCE PREP TABLE

F18 - HIGH PERFORMANCE PREP TABLE WITH NATURAL CONVECTION

Product Information

High Performance Prep Table with LiquiTec ®

- LiquiTec® cold pans with eutectic fluid technology and mechanically cooled cold pans
- Heavy-duty casters
- Electronic temperature control with base temp display
- Custom covers
- Insulated heat shield
- Holds 6" deep pans
- Covers:
BLSP & SCSP - slide back
All Others - insulated heat shield

High Performance Prep Table with LiquiTec ® with Natural Convection

- LiquiTec® cold pans with eutectic fluid technology
- Natural convection air to ensure proper cooling temperatures in the harshest kitchen environments
- Heavy-duty casters
- Electronic temperature control with base temp display
- Custom covers
- Insulated heat shield
- Holds 6" deep pans
- Covers:
BLSNP - slide back
BSNP & FSNP - insulated heat shield



F18MC32-FSP
*shown with optional cutting board and adapter bars



F18MC27-BSNP
*shown with optional adapter bars

Specifications and Prices

MODEL NUMBER	PAN CAP. (1/6)	VOLUME	SHELF AREA	# OF SHELVES	BTU LOAD @ 86F BASE/ RAIL	BTU SYS. CAP @ 86F BASE/ RAIL	H.P.	V/HZ/PH	AMPS	NEMA PLUG	LIST PRICE
HIGH PERFORMANCE REFRIGERATOR											
F18MC27-BSP	12	6.3	4.36	2	244/540	1494/1329	0.25	115/60/1	4.7	5-15P	\$11,250
F18SC27-DCP	6	6.3	4.36	2	244/270	1494/834	0.25	115/60/1	4.7	5-15P	\$10,518
F18MC32-BLSP	2 (1/2 SIZE)	7.7	5.32	2	263/360	1494/1025	0.25	115/60/1	4.7	5-15P	\$11,435
F18MC32-BSMP	12	7.7	5.32	2	263/304	1494/1019	0.25	115/60/1	4.7	5-15P	\$10,642
F18MC32-FSP	16	7.7	5.32	2	263/720	1494/1483	0.25	115/60/1	4.7	5-15P	\$11,931
F18RC32-FSP	8	7.7	5.32	2	263/360	1494/1025	0.25	115/60/1	4.7	5-15P	\$10,427
F18SC32-FSP	8	7.7	5.32	2	263/360	1494/1025	0.25	115/60/1	4.7	5-15P	\$11,126
F18MC33-SCSP	4	7.7	5.32	2	263/180	1494/607	0.25	115/60/1	4.7	5-15P	\$11,509

MODEL NUMBER	PAN CAP. (1/6)	VOLUME	SHELF AREA	# OF SHELVES	BTU LOAD @ 86F BASE/ RAIL	BTU SYS. CAP @ 86F BASE/ RAIL	H.P.	V/HZ/PH	AMPS	NEMA PLUG	LIST PRICE
HIGH PERFORMANCE W/ NATURAL CONVECTION											
F18MC27-BSNP	12	6.3	4.36	2	244/540	1494/1483	0.25	115/60/1	4.7	5-15P	\$12,502
F18MC33-BLSNP	2 (1/2 SIZE)	7.7	5.32	2	263/360	1494/1025	0.25	115/60/1	4.7	5-15P	\$11,586
F18MC33-FSNP	16	7.7	5.32	2	263/720	1494/1483	0.25	115/60/1	4.7	5-15P	\$13,066

PREP TABLE ACCESSORIES/OPTIONS

4400N SERIES - MEGA & SALAD TOP

Composite cutting board 1/2" thick in lieu of polyethylene cutting board

27"	\$173
32"	\$205
48"	\$314
60"	\$389
64"	\$404
72"	\$474

Plastic laminate front (specify color on original order)

A130147827 27"	\$289
A130147832 32"	\$312
A130147848 48"	\$415
A130147860 60"	\$490
A130147864 64"	\$490
A130147872 72"	\$573

Plastic laminate back (specify color on original order)

A130147827B 27"	\$573
A130147832B 32"	\$312
A130147848B 48"	\$415
A130147860B 60"	\$490
A130147864B 64"	\$510
A130147872B 72"	\$573

Stainless steel back

A000-B4V-003N 27"	\$466
A000-B4V-003P 32"	\$510
A000-B4V-003R 48"	\$677
A000-B4V-003T 60"	\$855
A000-B4V-003U 64"	\$900
A000-B4V-003W 72"	\$985

Shelves

AS3978273 Additional shelf (48", 72")	\$70
AS3978274 Additional shelf (27")	\$70
AS3978275 Additional shelf (60")	\$70
AS3978276 Additional shelf (32", 64")	\$67

0420104 Door lock original order only; (not available on glass doors)

not field-installable; per section ----- \$252

4400EXTHERM Exterior thermometer (door models only) ----- \$430

4400LIGHT Interior incandescent light ----- \$643

(Available on all stainless steel door models. Only available on 27" & 32" glass door models)

Tray slides

Unit ready for field mounting of tray slides by others

(requires stainless steel back option also) ----- \$337

4400LAMEND (per side) ----- \$317

3 rail tray slide supplied by Delfield with unit ready for field installation

(requires stainless steel back option also)

27"	\$1,235
32"	\$1,277
48" (AS000-BFZ-0045)	\$1,388
60" (AS000-BFZ-0046)	\$1,448
64" (AS000-BFZ-0047)	\$1,966
72" (AS000-BFZ-0048)	\$2,090

Drawers in place of doors per section

A000-B4Y-003M Set of two 24" ----- Add \$1,524 per door

A000-B4Y-003J Set of two 30" ----- Add \$1,524 per door

A000-B4Y-003H Set of two 32" ----- Add \$1,524 per door

Cutting board on rear in addition to front - 1/2" thick

(Requires stainless steel back option and flat lift off covers)

Size	Polyethylene	Composite
27"	\$256	\$428
32"	\$343	\$551
48"	\$477	\$868
60"	\$567	\$959
64"	\$564	\$1,033
72"	\$624	\$1,144

Pan covers

Flat lift off ----- N/C

Hinged flat (Salad top units only) ----- N/C

Hinged flat slide back

(Mega top units only,
per pan opening)

4432PANHS 32"	\$150
4448PANHS 48"	\$186
4460PANHS 60"	\$213
4464PANHS 64"	\$226
4472PANHS 72"	\$273

Stainless steel overselves

Single tier - Not available on 4427N-8 & 4427N-12M

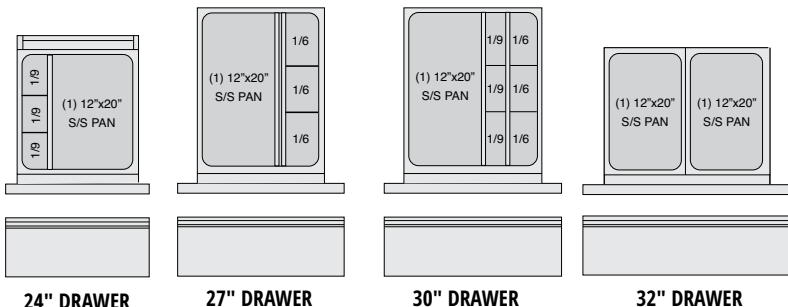
44-Single tier 27"	\$311
44-Single tier 32"	\$337
44-Single tier 48"	\$491
44-Single tier 60"	\$579
44-Single tier 64"	\$644
44-Single tier 72"	\$712

Double tier - Not available on 4427N-8 & 4427N-12M

44-Double tier 27"	\$625
44-Double tier 32"	\$678
44-Double tier 48"	\$984
44-Double tier 60"	\$1363
44-Double tier 64"	\$1,292
44-Double tier 72"	\$1,426

Non-standard pan cutout locations ----- Add \$490
(see accessory sheet for possible locations)

Drawer configurations for 4400N series only.



PTBMP AND PTLP MODELS

Stainless steel back (per linear inch) -----	\$15
ECPB48 Partial stainless steel back for 18648PTBMP (Rail only) -----	\$156
ECPB60 Partial stainless steel back for 18660PTBMP (Rail only) -----	\$162
ECPB72 Partial stainless steel back for 18672PTBMP (Rail only) -----	\$168
ECPB91 Partial stainless steel back for 18691PTBMP (Rail only) -----	\$192
ECPB99 Partial stainless steel back for 18699PTBMP (Rail only) -----	\$193
ECPB114 Partial stainless steel back for 186114PTBMP (Rail only) -----	\$208
Laminate facing for units; per linear inch -----	\$11
(Laminate facing for rear of units requires stainless steel back)	
Cheese grates with removable catch pans (per linear foot) -----	\$387
Door/Drawer locks -----	\$279/lock
Composite cutting board (20" wide x 1/2" thick)	
48" -----	\$1,072
60" -----	\$1,378
72" -----	\$1,532
91" -----	\$1,991
99" -----	\$2,144
114" -----	\$2,450
Polyethylene cutting board (20" wide x 1/2" thick) Standard on PTLP & PDLP	
48" -----	\$531
60" -----	\$684
72" -----	\$760
91" -----	\$988
99" -----	\$1,064
114" -----	\$1,216
18" wide single tier overshef	
48" -----	\$719
60" -----	\$899
72" -----	\$1,109
91" -----	\$1,364
99" -----	\$1,484
114" -----	\$1,709
Drawers 19", 2 high, hold one 12" x 20" x 6" deep pan	
per drawer (pans supplied by others) -----	\$1,915
Drawers 19", 3 high, hold one 12" x 20" x 4" deep pan	
per drawer (pans supplied by others) -----	\$2,471
Drawers 27", 2 high, hold two 12" x 20" x 6" deep pans	
per drawer (pans supplied by others) -----	\$2,025
Drawers 27", 3 high, hold two 12" x 20" x 4" deep pans	
per drawer (pans supplied by others) -----	\$2,572
Drawers 32", 2 high, hold two 12" x 20" x 6" deep pans	
per drawer (pans supplied by others) -----	\$2,025
Drawers 32", 3 high, hold two 12" x 20" x 4" deep pans	
per drawer (pans supplied by others) -----	\$2,572
TR9B tray rack - 24" size door or larger only	
(Base support style for 18" x 26" trays; 2" centers;) (3977985) -----	\$286
412 Move mechanical housing to the left -----	\$280

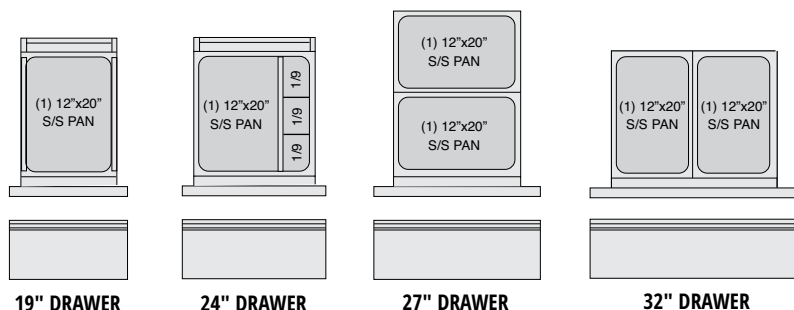
CTP-NBP MODELS

Laminate facing for CTP models	
Per linear inch -----	\$8

PDLP MODELS

Stainless steel back	
Per linear inch -----	\$15
Tray racks - TR-9B (3977985) -----	\$286/door
Composite cutting board in lieu of standard	
-48" -----	\$528
-72" -----	\$794
1027A - 6" (15cm) casters, set of 4, w/brake -----	\$541
1027B - 6" (15cm) legs, set of 4 -----	\$361
Cheese grates with removable catch pans -----	\$387/ft
<i>(Note: cheese grate option is taller than the lower front rail. Removing the lower covers during operation or removing the grates may be necessary during operation)</i>	
27" wide refrigerated drawers (2) high,	
holds 6" deep pans -----	\$2,025/section
Door/Drawer locks -----	\$279/lock
Additional Shelves -----	\$157/ea

Drawer configurations for PTBMP, PDLP and PTLP series.



F2600CP Series

Standard Low Profile Freezer Base
Equipment Stands

F2900CP Series

Low Profile Refrigerated Base
Equipment Stands



F2900CP SERIES - REFRIGERATOR BASE EQUIPMENT STANDS

F2600CP SERIES - FREEZER BASE EQUIPMENT STANDS

Product Information

- Top is 18-gauge stainless steel, with integral full perimeter marine edge
- Standard stainless steel ends
- High density polyurethane foam insulation throughout unit
- Refrigerated/freezer base fronts are made of .095" thick ABS plastic backed by rigid polyurethane water blown injection molded frames (NO WOOD)
- Exterior drawer fronts are stainless steel with an Delrite ABS plastic liner
- Snap-in dart style vinyl magnetic gasket
- Drawer handles are recessed black plastic held in with a positive lock system
- 14-gauge leg rails run the entire length of the unit
- Self-contained refrigerators come standard on 500 pound casters with optional 6.12" adjustable full stainless steel legs and bullet feet
- 8' cord and plug supplied
- Base interior cabinet is cooled with mullion style coated blower coil(s) mounted between each door/drawer section for even air and temperature control
- Blower coil enclose refrigeration lines, evaporator coil, expansion valve and fans
- Interior refrigerated base cabinet section to maintain 36° to 40° meeting NSF7 requirements
- Digital thermometer with electronic controls
- Electric condensate evaporators are standard
- Wall-mounted bracket to prevent tipping
- Full Extension Plus Drawer system is a complete drawer system. F2600CP model drawer systems hold 12" x 20" x 8" deep hotel pans (by others). F2900CP model drawer systems hold 12" x 20" x 4" deep hotel pans (by others). The drawer system is all stainless steel construction for maximum durability.
- F2600CP base cabinet will maintain 0° to -5° temperatures at 100° ambient room temperature meeting NSF7 requirements
- When ordering, specify make, model and depth of cooking equipment sitting on the equipment stand
- Height of surface for setting equipment is 25.50"
- Self-contained freezers are standard with a defrost timer
- Environmentally friendly R290 refrigerant
- Three year parts and labor warranty and an additional 2 year compressor parts warranty.



F2980P
Shown with optional
casters



FULL EXTENSION
PLUS DRAWER
SYSTEM!

**10-year Warranty
on Delfield's Full
Extension Plus
Drawer System
Track!**



Specifications and Prices

MODEL NUMBER	OVERALL			# OF DRAWERS	PAN CAP.	H.P.	AMP	VOLTS	NEMA PLUG	SHIP WEIGHT	FREIGHT CLASS	LIST PRICE
	L	D	H									
LOW-PROFILE REFRIGERATED BASE EQUIPMENT STANDS												
Self-Contained NOTE: Remove the "C" on the model number when ordering with legs. (Example - F2952P).												
F2936CP	36.25	31"	24"	(2) 27"	4	0.17	2	115	5-15P	374	110	\$8,550
F2952CP	52.25	31"	24"	(2) 32"	4	0.20	2.9	115	5-15P	398	110	\$12,545
F2956CP	56.25	31"	24"	(2) 32"	4	0.20	2.9	115	5-15P	405	110	\$12,972
F2960CP	60.25	31"	24"	(2) 19" (2) 27"	6	0.20	2.9	115	5-15P	464	110	\$14,156
F2962CP	62.25	31"	24"	(2) 19" (2) 27"	6	0.20	2.9	115	5-15P	479	110	\$14,580
F2973CP	73.25	31"	24"	(2) 27" (2) 32"	8	0.25	4.8	115	5-15P	535	110	\$14,684
F2975CP	75.25	31"	24"	(2) 27" (2) 32"	8	0.25	4.8	115	5-15P	540	110	\$15,069
F2978CP	78.25	31"	24"	(4) 32"	8	0.25	4.8	115	5-15P	589	110	\$15,219
F2980CP	80.25	31"	24"	(4) 32"	8	0.25	4.8	115	5-15P	600	110	\$15,362
F2987CP	87.25	31"	24"	(4) 27" (2) 19"	10	0.25	4.8	115	5-15P	672	110	\$17,675
F2996CP	96.25	31"	24"	(6) 27"	12	0.25	4.8	115	5-15P	725	110	\$17,424
F2999CP	99.25	31"	24"	(6) 27"	12	0.25	4.8	115	5-15P	725	110	\$17,937
F29110CP	110.25	31"	24"	(6) 32"	12	0.35	6.3	115	5-15P	766	110	\$18,151
LOW-PROFILE FREEZER BASE EQUIPMENT STANDS												
Self-contained												
F2660CP	60.25"	31"	24"	(1) 32"	4	(2) .35	7.6	115	5-15P	418	110	\$16,047
F2694CP	94.25"	31"	24"	(2) 32"	8	(2) .35	7.6	115	5-15P	505	110	\$18,873

F26, 29 Series accessories and modifications can be found on page 40.

EQUIPMENT STAND ACCESSORIES

F2600CP & F2900CP SERIES

505H	Stainless steel back-----	per linear inch \$15
108	Drawer locks (factory installed only; each)-----	\$279
412	Mechanical housing left side-----	\$280
1027I	6" casters in lieu of 4" casters -----	\$214

Doors in lieu of drawers except 32"

104A	19" door, low profile-----	\$472
104C	27" door, low profile-----	\$500
906E	Plastic laminate end-----	\$461
505A	Plastic laminate back-----	per linear inch \$18
505F	Plastic laminate front-----	per linear inch \$11

Single 8" deep drawer in lieu of standard 2 high drawer set (F29 Series)

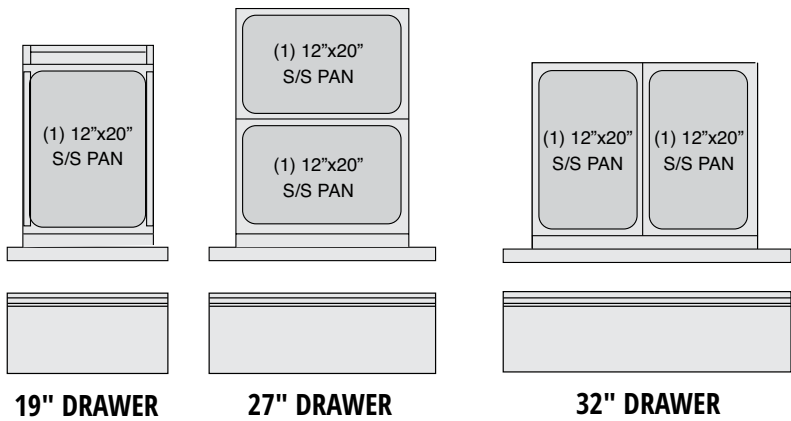
102E	19" single drawer, low profile-----	\$1,870
102G	27" single drawer, low profile-----	\$1,977
102H	32" single drawer, low profile-----	\$1,977

102N Modify 4" Lo-Pro Drawers to 6" deep----- \$165

Single 8" deep polycarbonate pans for 8" deep drawer available (contact factory)

Remote refrigeration available (contact factory)

Drawer configurations for F2600CP & F2900CP series.



EHEI

Hot Food Tables



EHEI Hot Food Tables

EHEI HOT FOOD TABLE



EHEI36C

Product Information

- Stainless steel top and sides
- Individual wells with infinite controls
- Wet and dry operation
- 8" polyethylene cutting board
- Drains, manifold and common gate valve
- Stainless steel plate shelf
- Fill faucet
- Stainless steel bottom shelf with 3" riser at rear
- Models on casters (C) standard with cord and plug
- One year parts and labor warranty

Specifications and Prices

MODEL	L	D	H	# OF WELLS	VOLTS	AMPS	NEMA PLUG	SHIP WEIGHT	FREIGHT CLASS	LIST PRICE
EHEI36C	36"	31.5"	36"	2	120	20.0	5-30P	250	100	\$4,113
EHEI48C	48"	31.5"	36"	3	208/230	15.0/16.0	6-20P	280	100	\$5,049
EHEI60C	60"	31.5"	36"	4	208/230	20.0/22.0	6-30P	310	100	\$6,078
EHEI74C	74"	31.5"	36"	5	208/230	24.0/27.0	6-50P	350	100	\$7,109

Accessories

ECSB36 - Chef side stainless steel back 36"	\$279
ECSB48 - Chef side stainless steel back 48"	\$355
ECSB60 - Chef side stainless steel back 60"	\$432
ECSB74 - Chef side stainless steel back 74"	\$520
208V/60C electrical (EHEI36C only)	\$309
Composite 8" deep cutting boards in lieu of standard polyethylene	
36"	\$226
48"	\$295
60"	\$368
74"	\$453
6" Stainless Steel Legs (Ship Loose Kit for field installation)	\$101

ASM Series

Drop-In Air Screen Merchandisers

F5V Series

Drop-In Display Cases

F15V Series

Servview Display Cases



ASM SERIES - DROP-IN REFRIGERATED AIR SCREEN MERCHANDISER



ASM-48
shown with option-
al Shelley base

Product Information

- All glass display area and top slim line fluorescent lighting showcases product
- Bottom shelf is a recessed pan, perfect for bottles or taller items
- Three 1" adjustable glass shelves with warm white LED lights standard
- Slide out condensing unit allows for easy serviceability
- R404A refrigerant
- Shelves can be positioned three ways: completely flat, slanted and full tilt
- Drain requires hard plumbing (unless condensate evaporator option is selected)
- Sliding rear doors make replenishment and loading easy
- Meets NSF7 Type 2 requirements which maintains 33° F to 41° F temperature in 80° F environment with 55% relative humidity
- Standard with two louvers, shipped loose, for proper airflow in base
- One year parts and labor standard warranty

Specifications and Prices

MODEL NUMBER	L	D	H	CUTOUT DIMENSION	H.P	V/HZ/PH	AMPS	NEMA PLUG	SHIP WEIGHT	LIST PRICE
Drop-In Air Screen Merchandiser										
ASM-36	36.25"	26"	63.48"	35.00" x 25.38"	1/2	115V/60Hz/1Ph	10.8	5-15P	350lbs.	\$25,706
ASM-48	48.25"	26"	63.48"	47.00" x 25.38"	3/4	115V/60Hz/1Ph	14.3	5-20P	457lbs.	\$27,193

ASM Series accessories and modifications can be found on page 47.

F5V SERIES - DROP IN REFRIGERATED DISPLAY CASES

Product Information

- Display exterior sides are made of 18-gauge stainless steel
- ABS plastic interior sides with molded shelf supports
- (3) adjustable epoxy coated wire shelves
- On/Off/Motion switch for display section lights standard with motion sensor
- Top mount coil with multiple fans circulating the air throughout the cabinet
- Display section runs off a electronic control
- ABS plastic drip pan is placed below the coil with a clear drain hose for running the condensation to the lower base mechanical section
- Sliding and removable self-closing .50" thick argon filled, low-E, warm edge insert, thermopane glass doors with left and right vertical gasket
- High density polyurethane foam throughout unit
- Optional 220V-50 cycle
- "M" units have a single service display section with mirrored back. "S" units have a single service display section with a see-through back. "P" units have Pass-through display section with glass doors on both sides
- Environmentally friendly HFC-404A refrigerant
- One year parts and labor standard warranty. Additional warranties available



F5MC48DV

Specifications and Prices

MODEL NUMBER	OVERALL			CAP. CU. FT.	SHLVs. SQ. FT.	# OF SHLVs.	H.P.	AMP	VOLTS	NEMA PLUG	SHIP WEIGHT	FREIGHT CLASS	LIST PRICE
	L	D	H										
SELF-CONTAINED DROP-IN REFRIGERATED DISPLAY CASE													
F5MC36DV	36"	30"	56.9"	16.1	14.1	3	1/2	12.0	115	5-15P	525lbs/238kg	110	Contact Factory for Pricing
F5SC36DV	36"	30"	56.9"	7.6	15.4	3	1/2	12.0	115	5-15P	546lbs/248kg	110	
F5PC36DV	36"	30"	56.9"	18.1	15.4	3	1/2	12.0	115	5-15P	541lbs/245kg	110	
†Includes compressor housing													
SELF-CONTAINED DROP-IN REFRIGERATED DISPLAY CASES													
F5MC48DV	48"	30"	56.9"	22.3	19.6	3	1/2	12.0	115	5-15P	590lbs/268kg	100	Contact Factory for Pricing
F5SC48DV	48"	30"	56.9"	24.31	21.4	3	1/2	12.0	115	5-15P	614lbs/279kg	100	
F5PC48DV	48"	30"	56.9"	25	21.4	3	1/2	12.0	115	5-15P	609lbs/276kg	100	
SELF-CONTAINED DROP-IN REFRIGERATED DISPLAY CASES													
F5MC60DV	60"	30"	56.9"	28.4	25	3	3/4	16.0	115	5-20P	690lbs/313kg	110	Contact Factory for Pricing
F5SC60DV	60"	30"	56.9"	31	27.3	3	3/4	16.0	115	5-20P	718lbs/326kg	110	
F5PC60DV	60"	30"	56.9"	31.9	27.3	3	3/4	16.0	115	5-20P	711lbs/323kg	110	
†Includes compressor housing													
SELF-CONTAINED DROP-IN REFRIGERATED DISPLAY CASES													
F5MC72DV	72"	30"	56.9"	34.6	30.5	3	3/4	16.0	115	5-20P	790lbs/358kg	110	Contact Factory for Pricing
F5SC72DV	72"	30"	56.9"	37.7	33.3	3	3/4	16.0	115	5-20P	818lbs/371kg	110	
F5PC72DV	72"	30"	42"	38.8	33.3	3	3/4	16.0	115	5-20P	815lbs/370kg	110	

F5V Series accessories and modifications can be found on page 47.

F15V SERIES - REFRIGERATED DISPLAY CASE WITH STORAGE



F15MC48DV

Product Information

DISPLAY CASE

- Display exterior sides are made of 18-gauge stainless steel
- ABS plastic interior sides with molded shelf supports
- (3) adjustable epoxy coated wire shelves
- On/Off/Motion switch for display section lights standard with motion sensor
- Top mount coil with multiple fans circulating the air throughout the cabinet
- Display section run off a electronic control
- ABS plastic drip pan is placed below the coil with a clear drain hose for running the condensation to the lower base mechanical section
- Sliding and removable self-closing .50" thick argon filled, low-E, warm edge insert, thermopane glass doors with left and right vertical gasket

BASE

- Standard heavy duty units have unfinished base ends, for finished end options, see page 56
- Base top is constructed of 16-gauge stainless steel
- High density polyurethane foam throughout unit
- Refrigerated base fronts are made of .095" thick ABS plastic backed by rigid polyurethane water blown injection molded frames (NO WOOD)
- Epoxy coated shelf for each door
- Exterior door fronts are stainless steel with ABS plastic liner

- Snap-in dart style vinyl magnetic gasket
- Door handles are recessed black plastic and held in with a positive lock system
- 14-gauge leg rails that run the entire length of the unit
- 6.12" adjustable full stainless steel legs and bullet feet
- Base interior cabinet is cooled with mullion style coated blower coil(s) mounted between each door/drawer section for even air and electronic temperature control
- Blower coil encloses refrigeration lines, evaporator coil, expansion valve, thermostat and fans
- Interior refrigerated base cabinet and display section to maintain 36° to 41° meeting NSF requirements
- Optional 220V-50 cycle
- "M" units have a single service display section with mirrored back. "S" units have a single service display section with a see-through back. "P" units have Pass-through display section with glass doors on both sides
- Environmentally friendly HFC-404A refrigerant
- One year parts and labor standard warranty. Additional warranties available

Specifications and Prices

MODEL NUMBER	L	OVERALL D	H	UPPER CU. FT.	SHLV. SQ. FT.	BASE CU. FT.	H.P.	AMP	VOLTS	NEMA PLUG	SHIP WEIGHT	FREIGHT CLASS	LIST PRICE
Self-contained													
F15MC48DV	48"	31.5"	78"	19.0	26.0	8.7	3/4	16.0	115	5-20P	759	110	contact factory for pricing
F15SC48DV	48"	33.38"	78"	19.0	28.2	8.7	3/4	16.0	115	5-20P	786	110	
F15PC48DV	48"	33.38"	78"	19.0	28.2	8.7	3/4	16.0	115	5-20P	807	110	
												110	
F15MC60DV	60"	31.5"	78"	28.4	25	12.13	3/4	16.0	115	5-20P	949	110	
F15SC60DV	60"	33.38"	78"	31	27.3	12.13	3/4	16.0	115	5-20P	983	110	
F15PC60DV	60"	33.38"	78"	31.9	27.3	12.13	3/4	16.0	115	5-20P	1009	110	contact factory for pricing
												110	
F15MC72DV	72"	31.5"	78"	29.4	40.5	15.4	3/4	16.0	115	5-20P	1110	110	
F15SC72DV	72"	33.38"	78"	29.4	44.0	15.4	3/4	16.0	115	5-20P	1140	110	
F15PC72DV	72"	33.38"	78"	29.4	44.0	15.4	3/4	16.0	115	5-20P	1159	110	

F15 Series accessories and modifications can be found on page 47.

F5V SERIES - Contact factory for pricing

- 122I 230 volt, 50 cycle electrical system
- 302A Reflective interior on pass-through doors (36")
- 302B Reflective interior on pass-through doors (48")
- 302C Reflective interior on pass-through doors (60")
- 302D Reflective interior on pass-through doors (72")
- 303A Extra 36" shelf (36" long units only; each)
- 303B Extra 48" shelf (48" long units only; each)
- 303C Extra 60" shelf (60" long units only; each)
- 303D Extra 72" shelf (72" long units only; each)
- Remote refrigeration (contact factory)
- Narrow depth display case (contact factory)

F15V SERIES - Contact factory for pricing

- 122I 230 volt, 50 cycle electrical system
- 302B Reflective interior on pass-through doors (48")
- 302C Reflective interior on pass-through doors (60")
- 302D Reflective interior on pass-through doors (72")
- 303B Extra 48" shelf (48" long units only; each)
- 303C Extra 60" shelf (60" long units only; each)
- 303D Extra 72" shelf (72" long units only; each)
- 906E Plastic laminate end
- 505A Plastic laminate back
- 505F Plastic laminate front
- 818A 14-gauge top
- 505H Stainless steel back
- 906A Stainless steel end
- Remote refrigeration (contact factory)
- Narrow depth display case (contact factory)

ASM SERIES

ASMNC-36 (not field-installable) Night Security Cover	-----	\$2,724
ASMNC-48 (not field-installable) Night Security Cover	-----	\$2,679
ASML Laminated sides & top	-----	\$815
ASMR Remote (specify refrigerant)	----- (CREDIT)	-\$1,720

Concepts®

Serving Systems

FlexiShield®


Foodshields

Shelleysteel®

Stainless Steel Mobile Serving Systems

Shelleyglas®

Fiberglass Mobile Serving Systems



DCBU: CONCEPTS UTILITY SERVING COUNTERS

DC-H: CONCEPTS HEATED SERVING COUNTERS

Product Information

DCBU UNITS ONLY

- Heavy duty stainless steel top
- Reinforced stainless steel front and rear removable panels
- Heavy duty base support structure
- Standard on 6" legs
- 36" work height

DC-H UNITS ONLY

- Flush mount die stamped stainless steel heated food well
- 1/2" stainless steel drains
- Heavy duty stainless steel top
- Reinforced stainless steel front and rear with removable panels

- Heavy duty base support structure
- Standard on 6" legs
- Must be hard wired in field
- 11.87" x 19.87" single hot food wells are manifolded together to one main gate valve
- Wet and dry operation
- Individual infinite temperature controls
- One year parts and labor standard warranty



DCBU-T66



DC-H4
shown with an
optional fill faucet

Specifications - Contact factory for pricing.

MODEL NUMBER	DESCRIPTION	OVERALL			SHIP WEIGHT	FREIGHT CLASS
		L	D	H		
Utility counters - flat						
DCBU-38	Utility base, 38" length	38"	36"	36"	171 lbs.	100
DCBU-52	Utility base, 52" length	52"	36"	36"	234 lbs.	100
DCBU-66	Utility base, 66" length	66"	36"	36"	297 lbs.	100
DCBU-80	Utility base, 80" length	80"	36"	36"	360 lbs.	100
DCBU-94	Utility base, 94" length	94"	36"	36"	423 lbs.	100
DCBU-120	Utility base, 120" length	120"	36"	36"	540 lbs.	100
Utility counters - tiered						
DCBU-T38	Utility base, 38" length tiered	38"	36"	36"	171 lbs.	100
DCBU-T52	Utility base, 52" length tiered	52"	36"	36"	234 lbs.	100
DCBU-T66	Utility base, 66" length tiered	66"	36"	36"	297 lbs.	100
DCBU-T80	Utility base, 80" length tiered	80"	36"	36"	360 lbs.	100
DCBU-T94	Utility base, 94" length tiered	94"	36"	36"	423 lbs.	100
DCBU-T120	Utility base, 120" length tiered	120"	36"	36"	540 lbs.	100

MODEL NUMBER	DESCRIPTION	OVERALL			12"X20" PAN CAP.	WATTS	AMP	VOLTS/HERTZ/ PHASE	SHIP WEIGHT	FREIGHT CLASS
		L	D	H						
Heated counters										
DC-H2	Heated unit, two wells	38"	36"	36"	2	2000	16.6	115/60/1	228 lbs.	85
DC-H3	Heated unit, three wells	52"	36"	36"	3	3000/4000	15.0/16.0	208-230/60/1	312 lbs.	85
DC-H4	Heated unit, four wells	66"	36"	36"	4	4000/5000	20.0/22.0	208-230/60/1	396 lbs.	85
DC-H5	Heated unit, five wells	80"	36"	36"	5	5000/6000	24.0/27.0	208-230/60/1	480 lbs.	85
DC-H6	Heated unit, six wells	94"	36"	36"	6	6000/7200	29.0/32.0	208-230/60/1	564 lbs.	85

Concepts Series accessories and modifications can be found on page 59-60.

DC-IC: CONCEPTS ICE COOLED SERVING COUNTERS

DC-MCP: CONCEPTS MECHANICALLY COOLED SERVING COUNTERS



DC-IC4



DC-MC4

Product Information

DC-IC UNITS ONLY

- NSF-7 certified performance
- Integral V-stamp pan rest
- Heavy duty stainless steel top
- Reinforced stainless steel front and rear removable panels
- Heavy duty base support structure
- Standard on 6" legs
- 1" drain
- Removable perforated false bottom
- High density foamed in place environmentally friendly, Kyoto Protocol Compliant, Non ODP (Ozone Depletion Potential), Non GWP (Global Warming Potential) polyurethane keeps energy costs low
- One year parts and labor standard warranty

DC-MCP UNITS ONLY

- NSF-7 certified performance
- Heavy duty stainless steel top
- Reinforced stainless steel front and rear removable panels
- Heavy duty base support structure
- Standard on 6" legs
- Integral V-stamp pan rest
- 1" drain
- Must be fixed hard wired
- High density foamed in place environmentally friendly, Kyoto Protocol Compliant, Non ODP (Ozone Depletion Potential), Non GWP (Global Warming Potential) polyurethane keeps energy costs low
- Environmentally friendly R290 refrigerant
- Thermostat for temperature control
- One year parts and labor standard warranty

Specifications - Contact factory for pricing.

MODEL NUMBER	DESCRIPTION	OVERALL			12"X20 " PAN CAP.	SHIP WEIGHT	FREIGHT CLASS
		L	D	H			
Ice Cooled serving counters							
DC-IC2	Ice cooled unit, two wells	38"	36"	36"	2	209 lbs.	85
DC-IC3	Ice cooled unit, three wells	52"	36"	36"	3	286 lbs.	85
DC-IC4	Ice cooled unit, four wells	66"	36"	36"	4	363 lbs.	85
DC-IC5	Ice cooled unit, five wells	80"	36"	36"	5	440 lbs.	85
DC-IC6	Ice cooled unit, six wells	94"	36"	36"	6	517 lbs.	85

MODEL NUMBER	DESCRIPTION	OVERALL			12"X20" PAN CAP.	H.P.	AMP	BTU LOAD	VOLTS/ HERTZ/PHASE	SHIP WEIGHT	FREIGHT CLASS
		L	D	H							
Mechanically cooled counters											
DC-MC2P	Mechanically cooled unit, two wells	38"	36"	36"	2	1/5	4.0	379	115/60/1	323 lbs.	85
DC-MC3P	Mechanically cooled unit, three wells	52"	36"	36"	3	1/5	4.0	569	115/60/1	442 lbs.	85
DC-MC4P	Mechanically cooled unit, four wells	66"	36"	36"	4	1/4	7.0	758	115/60/1	561 lbs.	85
DC-MC5P	Mechanically cooled unit, five wells	80"	36"	36"	5	1/4	7.0	948	115/60/1	680 lbs.	85
DC-MC6P	Mechanically cooled unit, six wells	94"	36"	36"	6	1/4	7.0	1138	115/60/1	799 lbs.	85

Concepts Series accessories and modifications can be found on page 59-60.

DC-LP: CONCEPTS LIQUITEC® SERVING COUNTERS DC-FTP: CONCEPTS FROST TOP SERVING COUNTERS

Product Information

DC-LP UNITS ONLY

- Heavy duty stainless steel top
- Reinforced stainless steel front and rear removable panels
- Heavy duty base support structure
- Standard on 6" legs
- Flush mounted pans
- Individual 0.5" stainless steel drains
- Thermostat for temperature control
- High density foamed in place environmentally friendly, Kyoto Protocol Compliant, Non ODP (Ozone Depletion Potential), Non GWP (Global Warming Potential) polyurethane keeps energy costs low
- Must be hard wired in field
- One year parts and labor standard warranty

DC-FTP UNITS ONLY

- Heavy duty stainless steel top
- Reinforced stainless steel front and rear removable panels
- Heavy duty base support structure
- Standard on 6" legs
- 18-gauge stainless steel one piece construction and perimeter trough
- 0.5" stainless steel drain
- Must be hard wired in field
- One year parts and labor standard warranty



DC-L2



DC-FT4

Specifications - Contact factory for pricing.

MODEL NUMBER	DESCRIPTION	OVERALL			12"X20" PAN CAP.	H.P.	AMP	BTU LOAD	VOLTS/ HERTZ/PHASE	SHIP WEIGHT	FREIGHT CLASS
		L	D	H							
LiquiTec® counters											
DC-L2P	LiquiTec unit, two wells	38"	36"	36"	2	1/5	2.4	298	115/60/1	342 lbs.	100
DC-L3P	LiquiTec unit, three wells	52"	36"	36"	3	1/4	3.7	446	115/60/1	468 lbs.	100
DC-L4P	LiquiTec unit, four wells	66"	36"	36"	4	1/4	3.7	595	115/60/1	594 lbs.	100
DC-L5P	LiquiTec unit, five wells	80"	36"	36"	5	1/3	4.8	744	115/60/1	720 lbs.	100
DC-L6P	LiquiTec unit, six wells	94"	36"	36"	6	1/3	4.8	893	115/60/1	846 lbs.	100

MODEL NUMBER	DESCRIPTION	OVERALL			H.P.	AMP	VOLTS/ HERTZ/PHASE	SHIP WEIGHT	FREIGHT CLASS
		L	D	H					
Frost Top counters									
DC-FT2P	Frost top unit, 38" length	38"	36"	36"	1/5	2.4	115/60/1	399 lbs.	100
DC-FT3P	Frost top unit, 52" length	52"	36"	36"	1/5	2.4	115/60/1	546 lbs.	100
DC-FT4P	Frost top unit, 66" length	66"	36"	36"	1/4	3.7	115/60/1	693 lbs.	100
DC-FT5P	Frost top unit, 80" length	80"	36"	36"	1/4	3.7	115/60/1	840 lbs.	100
DC-FT6P	Frost top unit, 94" length	94"	36"	36"	1/3	4.8	115/60/1	987 lbs.	100

Concepts Series accessories and modifications can be found on page 59-60.

DCRU: CONCEPTS RADIAL UTILITY SERVING COUNTERS

DCRU-H: CONCEPTS RADIAL HEATED SERVING COUNTERS



DCRU-OT



DCRU-H4



DCRU-H332



DCRU-T32

Product Information

DCRU UTILITY UNITS ONLY

- Heavy duty stainless steel top
- Reinforced stainless steel front and rear removable panels
- Heavy duty base support structure
- Standard on 6" legs
- One year parts and labor standard warranty

DCRU-H UNITS ONLY

- Flush mount die stamped stainless steel heated food well
- 1/2" stainless steel drains
- Heavy duty stainless steel top

- Reinforced stainless steel front and rear removable panels
- Heavy duty base support structure
- Standard on 6" legs
- Must be fixed hard wired
- 11.87" x 19.87" single hot food wells are manifolded together to one main gate valve
- Wet and dry operation
- Individual infinite temperature controls
- One year parts and labor standard warranty

Specifications - Contact factory for pricing.

MODEL NUMBER	DESCRIPTION	OVERALL			SHIP WEIGHT	FREIGHT CLASS
		L	D	H		
Radial utility serving counters						
DCRU-O	Radial utility base, outside curve	103.3"	36"	36"	464	100
DCRU-I	Radial utility base inside curve	103.3"	36"	36"	464	100
DCRU-OT	Radial utility base, outside tiered curve	103.3"	36"	36"	464	100
DCRU-IT	Radial utility base, inside tiered curve	103.3"	36"	36"	464	100
DCRU-T25	Radial 25 ° base	58.4"	36"	36"	270	100
DCRU-T32	Radial 32 ° base	75.6"	36"	36"	345	100
DCRU-T40	Radial 40 ° base	92.4"	36"	36"	420	100
DCRUO-TT25	Radial 25 ° base, tiered outside	58.4"	36"	36"	270	100
DCRUO-TT32	Radial 32 ° base, tiered outside	75.6"	36"	36"	354	100
DCRUO-TT40	Radial 40 ° base, tiered outside	92.4"	36"	36"	420	100
DCRUI-TT25	Radial 25 ° base, tiered inside	58.4"	36"	36"	270	100
DCRUI-TT32	Radial 32 ° base, tiered inside	75.6"	36"	36"	345	100
DCRUI-TT40	Radial 40 ° base, tiered inside	92.4"	36"	36"	420	100

MODEL NUMBER	DESCRIPTION	OVERALL			12"X20" PAN CAP.	WATTS	AMP	VOLTS/ HERTZ/PHASE	SHIP WEIGHT	FREIGHT CLASS
		L	D	H						
Radial heated serving counters										
DCRU-H2	Radial heated unit, two wells	103.3"	36"	36"	2	2000	16.6	115/60/1	563 lbs.	85
DCRU-H3	Radial heated unit, three wells	103.3"	36"	36"	3	3000/4000	15.0/16.0	208-230/60/1	604 lbs.	85
DCRU-H4	Radial heated unit, four wells	103.3"	36"	36"	4	4000/5000	20.0/22.0	208-230/60/1	645 lbs.	85
DCRU-H5	Radial heated unit, five wells	103.3"	36"	36"	5	5000/6000	24.0/27.0	208-230/60/1	685 lbs.	85
DCRU-H225	Radius 2 pan hot unit, 25° angle	58.4"	36"	36"	2	2000	16.6	115/60/1	369lbs.	85
DCRU-H332	Radius 3 pan hot unit, 25° angle	75.6"	36"	36"	3	3000/4000	15.0/16.0	208-230/60/1	485lbs.	85
DCRU-H440	Radius 4 pan hot unit, 25° angle	92.4"	36"	36"	4	4000/5000	20.0/22.0	208-230/60/1	601lbs.	85

Concepts Series accessories and modifications can be found on page 59-60.

DCRU-IC: CONCEPTS RADIAL ICE COOLED SERVING COUNTERS

DCRU-MCP: CONCEPTS RADIAL MECHANICALLY COOLED SERVING COUNTERS

Product Information

DCRU-IC UNITS ONLY

- Stainless steel pan clip
- Removable perforated false bottom

DCRU-MCP UNITS ONLY

- Must be fixed hard wired
- Environmentally friendly R290 refrigerant
- Thermostat for temperature control

All Units

- NSF-7 certified performance
- Heavy duty stainless steel top
- Reinforced stainless steel front and rear removable panels

- Heavy duty base support structure
- Standard on 6" legs
- Stainless steel pan clip
- 1" drain
- High density foamed in place environmentally friendly, Kyoto Protocol Compliant, Non ODP (Ozone Depletion Potential), Non GWP (Global Warming Potential) polyurethane keeps energy costs low
- One year parts and labor standard warranty



DCRU-IC4



DCRU-MC4



DCRU-IC332



DCRU-MC440

Specifications - Contact factory for pricing.

MODEL NUMBER	DESCRIPTION	OVERALL			12" X 20" PAN CAP.	SHIP WEIGHT	FREIGHT CLASS
		L	D	H			
Radial ice cooled serving counters							
DCRU-IC2	Radial ice cooled unit, 36" cold pan	103.3"	36"	36"	2	540 lbs.	85
DCRU-IC3	Radial ice cooled unit, 50" cold pan	103.3"	36"	36"	3	578 lbs.	85
DCRU-IC4	Radial ice cooled unit, 60" cold pan	103.3"	36"	36"	4	616 lbs.	85
DCRU-IC5	Radial ice cooled unit, 74" cold pan	103.3"	36"	36"	5	654 lbs.	85
DCRU-IC225	Radial ice cooled unit, 25° angle	58.4"	36"	36"	2	540 lbs.	85
DCRU-IC332	Radial ice cooled unit, 32° angle	75.6"	36"	36"	3	578 lbs.	85
DCRU-IC440	Radial ice cooled unit, 40° angle	92.4"	36"	36"	4	616 lbs.	85

MODEL NUMBER	DESCRIPTION	OVERALL			12"X20" PAN CAP.	H.P.	AMP	BTU LOAD	VOLTS/HERTZ/ PHASE	SHIP WEIGHT	FREIGHT CLASS
		L	D	H							
Radial mechanically cooled serving counters											
DCRU-MC2P	Radial mechanically cooled unit, 36" cold pan	38	36"	36"	2	1/5	2.4	379	115/60/1	604 lbs.	85
DCRU-MC3P	Radial mechanically cooled unit, 50" cold pan	52	36"	36"	3	1/4	3.7	569	115/60/1	644 lbs.	85
DCRU-MC4P	Radial mechanically cooled unit, 60" cold pan	66	36"	36"	4	1/4	3.7	758	115/60/1	684 lbs.	85
DCRU-MC5P	Radial mechanically cooled unit, 74" cold pan	80	36"	36"	5	1/3	4.8	948	115/60/1	724 lbs.	85
DCRU-MC6P	Radial mechanically cooled unit, 94" cold pan	94	36"	36"	6	1/3	4.8	948	115/60/1	724 lbs.	85
DCRU-MC225	Radial mechanically cooled unit, 25° angle	58.4"	36"	36"	2	1/5	4.0	379	115/60/1	410 lbs.	85
DCRU-MC332	Radial mechanically cooled unit, 32° angle	75.6"	36"	36"	3	1/5	4.0	569	115/60/1	525 lbs.	85
DCRU-MC440	Radial mechanically cooled unit, 40° angle	92.4"	36"	36"	4	1/4	7.5	758	115/60/1	640 lbs.	85

Concepts Series accessories and modifications can be found on page 59-60.

DCRU-L: CONCEPTS LIQUITEC® SERVING COUNTERS



DCRU-L3

Product Information

- Heavy duty stainless steel top
- Reinforced stainless steel front and rear removable panels
- Heavy duty base support structure
- Standard on 6" legs
- Flush mounted pans
- Individual 0.5" stainless steel drains
- Thermostat for temperature control
- High density foamed in place environmentally friendly, Kyoto Protocol Compliant, Non ODP (Ozone Depletion Potential), Non GWP (Global Warming Potential) polyurethane keeps energy costs low
- Must be hard wired in field
- One year parts and labor standard warranty

Specifications - Contact factory for pricing.

MODEL NUMBER	DESCRIPTION	OVERALL			12"X20" PAN CAP.	H.P.	AMP	BTU LOAD	VOLTS/ HERTZ/PHASE	SHIP WEIGHT	FREIGHT CLASS
		L	D	H							
LiquiTec® counters											
DCRU-L1	Radial unit with LiquiTec, one pan	103.3"	36"	36"	1	1/4	7.5	292	115/60/1	633 lbs.	100
DCRU-L2	Radial unit with LiquiTec, two pans	103.3"	36"	36"	2	1/4	7.5	379	115/60/1	679 lbs.	100
DCRU-L3	Radial unit with LiquiTec, single pan and double pan	103.3"	36"	36"	1&2	1/4	7.5/ 7.5	292/379	115/60/1	848 lbs.	100
DCRU-L4	Radial unit with LiquiTec, two double pans	103.3"	36"	36"	2&2	1/4	7.5/ 7.5	379/379	115/60/1	897 lbs.	100

Concepts Series accessories and modifications can be found on page 59-60.

DC-T: CONCEPTS TRANSITION SERVING COUNTERS

DCRU-T: CONCEPTS RADIAL TRANSITION SERVING COUNTERS

Product Information

- Heavy duty stainless steel top
- Reinforced stainless steel front and rear removable panels
- Heavy duty base support structure
- Standard on 6" legs
- One year parts and labor standard warranty



DC-TT45



DCRU-T90

Specifications - Contact factory for pricing.

MODEL NUMBER	DESCRIPTION	OVERALL			SHIP WEIGHT	FREIGHT CLASS
		L	D	H		
Transition counters						
DC-T22	22 degree transition piece	25.81"	36"	36"	86 lbs.	100
DC-T45	45 degree transition piece	38.64"	36"	36"	171 lbs.	100
DC-T90	90 degree transition piece	59.40"	36"	36"	315 lbs.	100
DC-TT45	45 degree transition piece, tiered	38.64"	36"	36"	171 lbs.	100
DC-TT90	90 degree transition piece, tiered	59.40"	36"	36"	315 lbs.	100
Radial transition counters						
DCRU-T12	Radial 12 degree transition piece	29.39"	36"	36"	220 lbs.	100
DCRU-T16	Radial 16 degree transition piece	38.15"	36"	36"	235 lbs.	100
DCRU-T20	Radial 20 degree transition piece	46.88"	36"	36"	255 lbs.	100
DCRU-T22	Radial 22 degree transition piece	18.92"	36"	36"	86 lbs.	100
DCRU-T45	Radial 45 degree transition piece	37.12"	36"	36"	171 lbs.	100
DCRU-T90	Radial 90 degree transition piece	68.59"	36"	36"	315 lbs.	100
DCRU-TT45	Radial 45 degree transition piece, tiered	37.12"	36"	36"	171 lbs.	100
DCRU-TT90	Radial 90 degree transition piece, tiered	68.59"	36"	36"	315 lbs.	100

Concepts Series accessories and modifications can be found on page 59-60.

DCCS-SD: CONCEPTS SINGLE DRAWER CASH COUNTERS

DCCS-DD: CONCEPTS DUAL DRAWER CASH COUNTERS



DCCS-SDW



DCCS-DDWR



DCCS-SDRWL



DCCS-DDRWR

Product Information

- Heavy duty stainless steel top
- Reinforced stainless steel front and rear removable panels
- Heavy duty base support structure
- Standard on 6" legs
- 2" grommet hole in top to allow cord access for cash registers
- Stainless steel locking cash drawer(s) standard
- 120V-15A duplex (GFCI) receptacle, Nema 5-15R 15.0A breaker
- One year parts and labor standard warranty

Specifications - Contact factory for pricing.

MODEL NUMBER	DESCRIPTION	OVERALL			SHIP WEIGHT	FREIGHT CLASS
		L	D	H		
Single drawer cash counters						
DCCS-SD	Single drawer cashier station	45"	36"	36"	270 lbs.	100
DCCS-SDW	Single drawer cashier station with wing walls	45"	36"	36"	350 lbs.	100
DCCS-SDWL	Single drawer cashier station with wing wall left	45"	36"	36"	310 lbs.	100
DCCS-SDWR	Single drawer cashier station with wing wall right	45"	36"	36"	310 lbs.	100
DCCS-SDR	Single drawer radial cashier station, 48"	48"	36"	36"	310 lbs.	100
DCCS-SDRW	Single drawer radial cashier station with wing walls, 48"	48"	36"	36"	390 lbs.	100
DCCS-SDRWL	Single drawer radial cashier station with wing wall left, 48"	48"	36"	36"	350 lbs.	100
DCCS-SDRWR	Single drawer radial cashier station with wing wall right, 48"	48"	36"	36"	350 lbs	100
Dual drawer cash counters						
DCCS-DD	Dual drawer cashier station	72"	36"	36"	540 lbs.	100
DCCS-DDW	Dual drawer cashier station with wing walls	72"	36"	36"	620 lbs.	100
DCCS-DDWL	Dual drawer cashier station with wing wall left	72"	36"	36"	580 lbs.	100
DCCS-DDWR	Dual drawer cashier station with wing wall right	72"	36"	36"	580 lbs.	100
DCCS-DDR	Dual drawer radial cashier station, 72"	72"	36"	36"	580 lbs.	100
DCCS-DDRW	Dual drawer radial cashier station with wing walls, 72"	72"	36"	36"	660 lbs.	100
DCCS-DDRWL	Dual drawer radial cashier station with wing wall left, 72"	72"	36"	36"	620 lbs.	100
DCCS-DDRWR	Dual drawer radial cashier station with wing wall right, 72"	72"	36"	36"	620 lbs	100

Concepts Series accessories and modifications can be found on page 59-60.

DC-TM: CONCEPTS TOWER END SERVING COUNTERS

DCDM: CONCEPTS DISPLAY MERCHANDISER COUNTERS

DCHS: CONCEPTS HANDSINK SERVING COUNTERS

Product Information

DC-TM

- Heavy duty stainless steel top
- Reinforced stainless steel front and rear removable panels
- Heavy duty base support structure
- Standard on 6" flanged feet, unit must be bolted to the floor
- 36" work height
- Laminated upper
- Removable interior stainless steel panels
- Standard with 5-20 GFCI outlet

DCDM

- Laminated ends, front, back
- Two removable laminated shelves
- Laminated shelves are adjustable and able to be slanted or flat
- Black poly shelf supports

DCHS

- Heavy duty stainless steel top
- Reinforced stainless steel front and rear removable panels
- Heavy duty base support structure
- Standard on 6" legs
- 36" work height
- Three sided removable stainless steel riser
- Deck mount faucet
- Finished stainless steel panels
- Soap dispenser
- On board water pump
- On board 2 1/2 gallon water heater
- (2) 5 gallon fresh water containers
- (2) 7 1/2 gallon waste water containers
- Cord and 5-15P plug
- 9" x 14" x 5" sink

All Units

- One year parts and labor standard warranty



DCT-38RI



DCDM-36
Shown with
radial top, and
bottom shelf



DCHS-51

Specifications - Contact factory for pricing.

Model Number	Description	L	D	H	Ship Weight
Tower/End Modules					
DCTM-38RI	Roll in (operator side) tower module 38" length	38"	36"	83.62"	350
DCTM-66RI	Roll in (operator side) tower module 66" length	66"	36"	83.62"	608
DCTM-RI	Roll in (operator side) tower module	xx	36"	83.63"	10/inch
Display Merchandiser					
DCDM-24	Display Merchandiser, Full Front (Customer Self Service)	24"	20"	36"	150
DCDM-36	Display Merchandiser, Full Front (Customer Self Service)	36"	20"	36"	225
Handsink					
DCHS-DI	Drop In handsink module	38.13"	28"	22"	220
DCHS-51	Handsink module	51"	36"	36"	454

Concepts Series accessories and modifications can be found on page 59-60.

DCBU: CONCEPTS RADIAL UTILITY COUNTERS

DCBC: CONCEPTS RADIAL BEVERAGE COUNTERS



DCBU-48R

Product Information

- Heavy duty stainless steel top
- Reinforced stainless steel front and rear removable panels
- Heavy duty base support structure
- Standard on 6" legs
- 36" work height
- One year parts and labor standard warranty



DCBC-48R
Shown with
optional urn
trough

Specifications - Contact factory for pricing.

Model Number	Description	L	D	H	Ship Weight
Radial Front Utility Module					
DCBU-48R	Curved utility module, 48"L	48"	44"	36"	297lbs.
DCBU-72R	Curved utility module, 72"L	72"	44"	36"	360lbs.
DCBU-96R	Curved utility module, 96"L	96"	44"	36"	423lbs.
DCBU-120R	Curved utility module, 120"L	120"	44"	36"	540lbs.
Beverage Counter					
DCBC-48R	Beverage Bar, curved 48" L with hinged locking doors	48"	44"	36"	397lbs.
DCBC-72R	Beverage Bar, curved 72" L with hinged locking doors	72"	44"	36"	460lbs.
DCBC-96R	Beverage Bar, curved 96" L with hinged locking doors	96"	44"	36"	523lbs.
DCBC-120R	Beverage Bar, curved 120" L with hinged locking doors	120"	44"	36"	640lbs.

Concepts Series accessories and modifications can be found on page 59-60.

Contact factory for pricing.

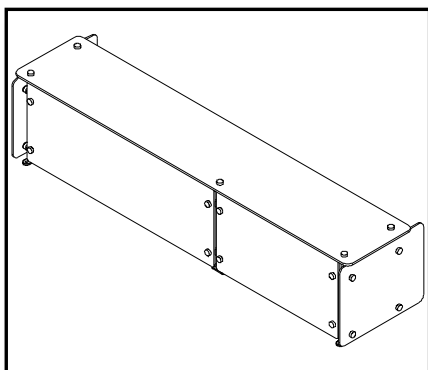
Accessory	Description
Trayslides	
DCTS-SV	Stainless Steel "V" Tray Slide
DCTS-3B	3-Bar S/S Tray Slide
DCTS-3BR	3-Bar radial S/S Tray Slide
DCTS-SS	Solid Surface Tray Slide
DCTS-SSR	Solid Surface Tray Slide, with s/s runners
DCTS-SSE	Solid Surface Extension as Tray Slide with s/s runners
DCTS-GT	Granite Top Extension as Tray Slide
DCTS-GTR	Granite Top Extension as Tray Slide, with s/s runners
DCTSF-3B-22	3 Bar 22 degree corner filler tray slide
DCTSF-3B-25	3 Bar 25 degree corner filler tray slide
DCTSF-3B-32	3 Bar 32 degree corner filler tray slide
DCTSF-3B-40	3 Bar 40 degree corner filler tray slide
DCTSF-3B-45	3 Bar 45 degree corner filler tray slide
DCTSF-3B-90	3 Bar 90 degree corner filler tray slide
DCTSF-SS-22	Solid Surface 22 degree corner filler tray slide
DCTSF-SS-25	Solid Surface 25 degree corner filler tray slide
DCTSF-SS-32	Solid Surface 32 degree corner filler tray slide
DCTSF-SS-40	Solid Surface 40 degree corner filler tray slide
DCTSF-SS-45	Solid Surface 45 degree corner filler tray slide
DCTSF-SS-90	Solid Surface 90 degree corner filler tray slide
Workshelves	
DCWS-10	10" stainless steel workshelf
DCWS-12	12" stainless steel workshelf
Base Finishes	
DCSE	S/S Finished End Panel
DCLE	Laminate End Panel
DCLF	Laminate Front Panel, Standard laminates (Wilsonart, Nevamar, Formica and Pionite)
DCLB	Laminate Back Panel, Standard laminates (Wilsonart, Nevamar, Formica and Pionite)
DCLFC	Laminate Front Panel, Custom laminates (any metallics, Chemetal)
DCLBC	Laminate Back Panel, Custom laminates (any metallics, Chemetal)
DCKP	S/S or Laminated kick plate
DCKPR	S/S or Laminated kick plate return
Top Materials	
DCTG	Granite Top Material
DCTH	Hanstone Top Material
DCTC	Corian Top Material
DCTA	Avonite Top Material
DCTD	Diamond Top Material

Accessory	Description
DCTM	Solid Surface Top Material - TBD
Top/Base Accessories	
DCBS	Stainless steel backsplash
DCBSR	Stainless steel backsplash return
DCSSBS	Solid surface backsplash
DCSSBSR	Solid surface backsplash return
DCDP	Décor Panels
DCPGDP	Colored Plexiglas stand off decor panel
DCPGDPG	Plexiglas stand off decor panel with graphic
DCPGLP	Plexiglas laminated stand off décor panel
DCPSL26	Built-in plate shelf linear 26" (2-pan)
DCPSL42	Built-in plate shelf linear 42" (3-pan)
DCPSL56	Built-in plate shelf linear 56" (4-pan)
DCPSRO	Built-in plate shelf radial outside 42"
DCPSRI	Built-in plate shelf radial inside 32"
DCGS	Subtop in lieu of stainless steel top
DCLED	LED under nosing lighting
DCFF	Manual Fill Faucet
DCFH	2" Ferruled Hole
DCGH	3" Grommited Hole
DCEO	115V/15A Outlet with 10amp Breaker
DCDO	Deck Mount Outlets
DCC	Castors in lieu of Legs
DCCO	Top Cutouts
DCBPA	100-200 amp panel box (cost of housing not included)
DCBPB	Circuit-non-ground fault (includes breaker, conduit, wire)
DCBPC	Circuit-ground fault
DCLRI	Linear Roll-In Section
Base Inserts/Doors	
DCOS-12	Openshell Insert, 9" high
DCOS-18	Openshell Insert, 9" high
DCOS-24	Openshell Insert, 9" high
DCOS-36	Openshell Insert, 9" high
DCOS-48	Openshell Insert, 9" high
DCOS-H12	Openshell Insert, 15" high
DCOS-H18	Openshell Insert, 15" high
DCOS-H24	Openshell Insert, 15" high
DCOS-H36	Openshell Insert, 15" high
DCOS-H48	Openshell Insert, 15" high
DCID	Inlay Access Door
DCSD-36	Sliding Door Insert
DCSD-48	Sliding Door Insert
DCDS-S18	Single Door Dry Storage Insert
DCDS-S24	Single Door Dry Storage Insert
DCDS-D36	Double Door Dry Storage Insert
DCDS-D48	Double Door Dry Storage Insert
DCMA-S	Single Mechanical Access Door
DCMA-D	Double Mechanical Access Doors
DCMA-L	Louvered Mechanical Access Door
DCRI	Refrigerated Base Insert
DCHI-S	Single Section Heated Base Insert
DCHI-D	Double Section Heated Base Insert
Heated Black Glass Shelf (HBGB)	
DCHB-24	24" Heated Black Glass Surface
DCHB-30	30" Heated Black Glass Surface
DCHB-36	36" Heated Black Glass Surface
DCHB-48	48" Heated Black Glass Surface
DCHB-60	60" Heated Black Glass Surface

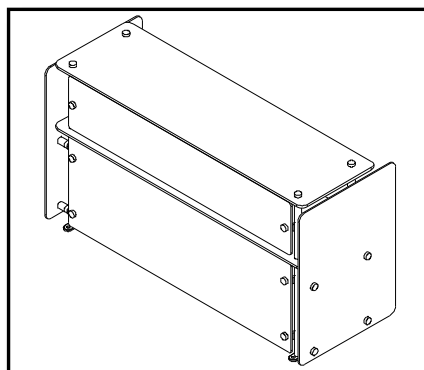
CONCEPTS® ACCESSORIES AND MODIFICATIONS

Accessory	Description
DCHB-72	72" Heated Black Glass Surface
Heated Stone surface (GRSSB)	
DCHS-24	24" Heated Stone surface
DCHS-30	30" Heated Stone surface
DCHS-36	36" Heated Stone surface
DCHS-48	48" Heated Stone surface
DCHS-60	60" Heated Stone surface
DCHS-72	72" Heated Stone surface
Colors Available: Gray Granite, Bermuda Sand, Night Sky, Sawgrass	
Tower Upper Structure options	
DCDEB	Dry erase board
DCSBG	Sintra board with graphics
DCFPMB	Non-Illuminated Flexcover panel menu board
DCMB	Non-Illuminated menu board
DCLCDB32	LCD Menu board - 32"
DCLCDB42	LCD Menu board - 42"
DCTL2	Directional lighting (track lighting w/ black gooseneck lights) - 2 lights
DCTL3	Directional lighting (track lighting w/ black gooseneck lights) - 3 lights
DCUSGP	Graphic package
DCUPO	Interior outlet options for roll-in units
Display Case Module	
DCDCGP	Graphic package
DCDCTGS	Tempered glass shelves in lieu of laminated shelves
DCDCRB	Radial front on bottom laminated shelf
DCDCRT	Radial top
DCDCWPS	White poly shelf supports
Hand Sink Module	
DCPTH	Paper towel holder - Bobrick Model B26212
Radial Front Utility Module & Beverage Counter	
DCBCTM-12	Beverage Bar, Tower Module Accessory
DCBS	Backsplash
DCBSRL	Backsplash Return left
DCBSRR	Backsplash Return right
DCT	Tower module
DCTRHD	Hinged door internal access to waste receptacle
DCTRC	Round top cutout with 16" x 11" x 20" tall waste receptacle
DCTRCB	Round cutout in base
DCCD	Cup dispenser
DCLO	Lid organizer
DCSO	Straw organizer
DCND	Napkin dispensers for standard napkin: full fold, 4-1/2" x 5" - 6-1/2"
DCSD	Soufflé cup dispensers - Dispense-Rite for 3/4 to 2-1/2 oz. portions
DCCP	Condiment pump
DCOU	Open shelf understorage
DCOUI	Open shelf understorage with intermediate shelf

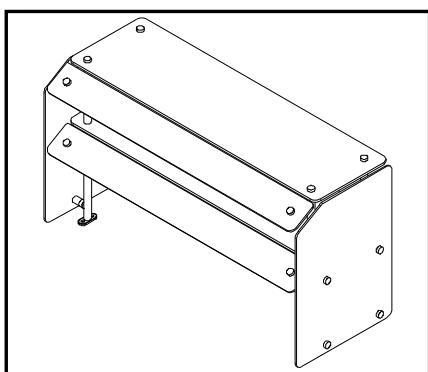
Accessory	Description
DCLHD	Locking full height hinged door dry base fronts
DCDW	Dry storage well - 12" x 20" x 6-1/2" deep
Cashier Counter Accessories	
DCCPU45	CPU housing - 45"L Base
DCCPU72	CPU housing - 72"L Base
DCFRS	s/s dia. foot rest with shelf
DCFR	s/s dia. foot rest without shelf
DCPOS	Pull out shelf in base
Signage/Overstructures	
DCOA-XX	Adjustable Height Overstructure with Vertical Signage Board with graphic
DCOF-XX	Fixed Height Overstructure with Vertical Signage Board with graphic
DCOW-XX	Wall Mount Overstructure with Vertical Signage Board with graphic
DCORF	Radial Fixed Height Overstructure with Vertical Radial Signage Board with graphic, Radial base
DCORA	Radial Adjustable Height Overstructure with Vertical Radial Signage Board with graphic, Radial base
DCORFT	Radial Fixed Height Overstructure with Vertical Radial Signage Board with graphic, 90° base
DCORAT	Radial Adjustable Height Overstructure with Vertical Radial Signage Board with graphic, 90° base
DCOCP	Custom Powdercoat for Overstructure
DCSDS	Dual Sided Signage
DCSAD	Signage Angled Down
DCSAU	Signage Angled Up
DCSPTF	Perforated Horizontal Top, Flat
DCSPTU	Perforated Horizontal Top, Arched Up
DCSPTD	Perforated Horizontal Top, Arched Down
DCSRT	Signage Removable with Thumbscrews
DCSP	Powdercoated Vertical Signage Board with graphic in lieu of standard
DCSPA	Perforated Powdercoated Aluminum Vertical Signage Backer (in lieu of Standard Signage Board and graphic)
DCSSR	Shaped Signage with Backer, Round with Laminate or Graphic
DCSSO	Shaped Signage with Backer, Oval with Laminate or Graphic
DCSST	Shaped Signage with Backer, Triangle with Laminate or Graphic
DCSSS	Shaped Signage with Backer, Square with Laminate or Graphic
DCCA-XX	Adjustable Height Canopy with Graphics
DCCF-XX	Fixed Height Canopy with Graphics
DCCW-XX	Wall Mount Canopy with Graphics
DCDL	Décor Heat Lamp
DCGL	Gooseneck Light



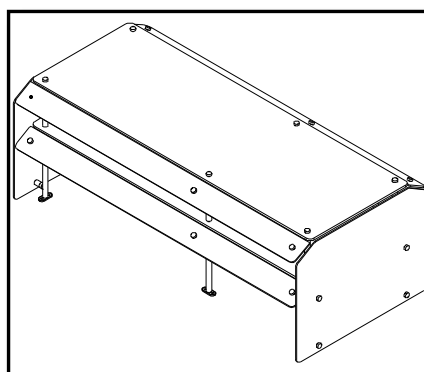
DCFSG Series
Single tier glass front protector



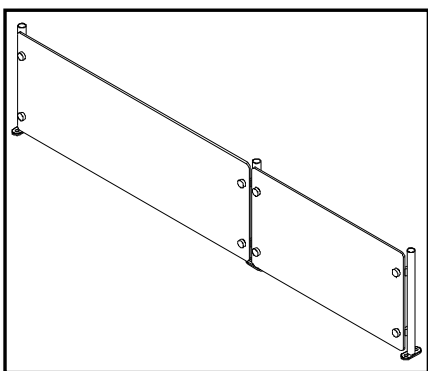
DCFSG2 Series
Double tier glass front protector



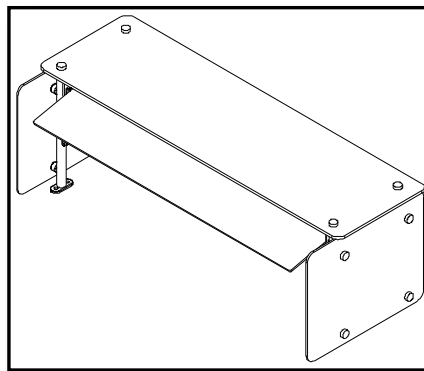
DCFSH Series
Double tier, with sneeze guard fronts



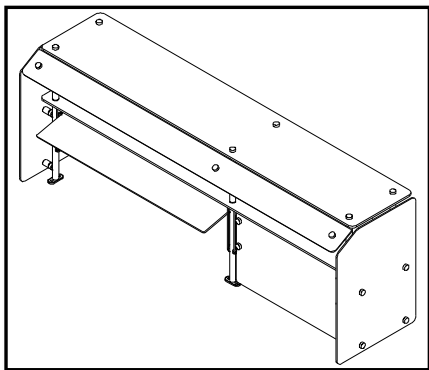
DCFSHD Series
Double service, double tier display with sneeze guard fronts



DCFSSS Series
Slicer Shield

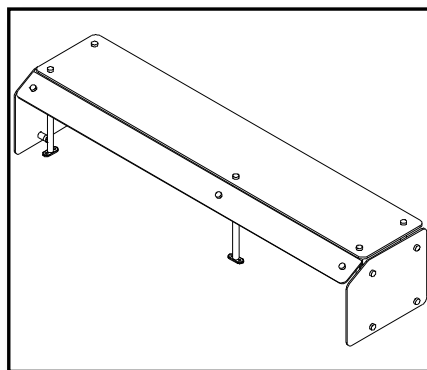


DCFSFS Series
Single tier, flexible food shield (pivots in three positions)



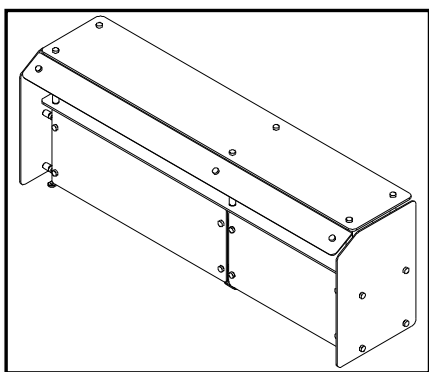
DCFSFS2 Series

Double tier flexible foodshield (pivots in three positions)



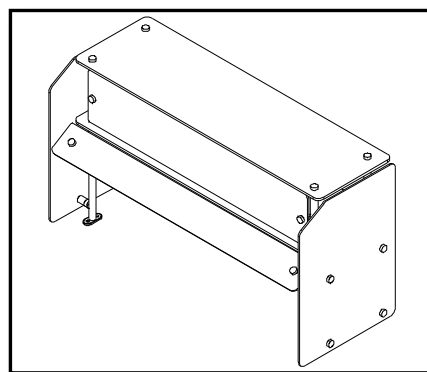
DCFSKS Series

Single tier, fixed food shield front, single service



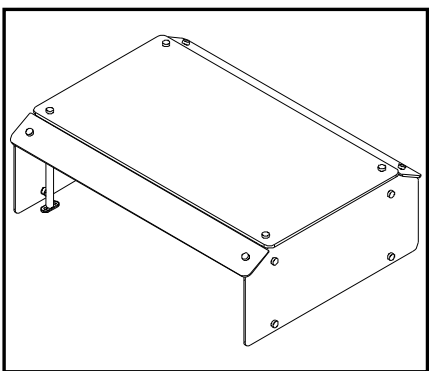
DCFSGH Series

Double tier display, bottom tier full glass front, second tier sneeze-guard style



DCFSHG Series

Double tier display bottom tier sneezeguard style, second tier full glass front

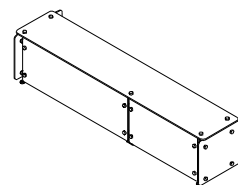


DCFSKD Series

Single tier, fixed food shield front, dual service

Product Information

- Mostly glass display allows you to see product from every angle
- Standard construction is 1" diameter stainless steel tubular legs. 1/4" tempered glass fronts and end glass. 3/8" tempered glass top shelf
- Comes fully assembled
- Standard bright chrome finish and black powdercoat
- End glass is standard on all food shields
- A complete line of accessories including stainless steel shelves, heat lamps and lighting
- All models meet NSF 2011 requirements.



DCFSG
Single tier glass
front protector

Specifications and Prices

Model Number	Description	Per Linear Inch Pricing
DCFSG	Glass front food shield, single tier with glass shelf, single service	\$63
DCFSG2	Glass front food shield, double tier with two glass shelves, single service	\$125
DCFSSS	Glass front food shield, slicer shield style	\$47
DCFSH	Two tier display, sneeze guard, single service	\$96
DCFSHD	Two tier display with sneeze guard, dual service	\$140
DCFSFS	Flexible shield, converts to three positions	\$99
DCFSFS2	Flexible shield, converts to three positions, two tier	\$134
DCFSKS	Single tier display, fixed sneeze guard front, single service	\$56
DCFSKD	Single tier display, fixed sneeze guard front, dual service	\$60
DCFSGH	Double tier display, bottom tier full glass front, second tier sneeze guard	\$106
DCFSHG	Double tier display, bottom tier sneeze guard, second tier full glass front	\$106

Model Number	Description	L	W	H	List Price
Flexishield Display					
DCFSCR	Corner Flexishield, 24" 90 degree with radius front edge, single tier	24"	24"	16"	\$2,473
DCFSCRD	Corner Flexishield, 24" 90 degree with radius front edge, double tier	24"	24"	26"	\$4,946
DCFSOS-XX	Overshelf with radial front edge, single tier	xx	18"	16"	\$46
DCFSOS2-XX	Overshelf with radial front edge, double tier	xx	18"	26"	\$95

Accessory Options

	Per Linear Inch
DCFSFL	Fluorescent light with on/off switch \$18
DCFHL	Radiant heat lamp with switch \$22
DCFSSHELF	Stainless steel shelf..... N/C
DCFSLED	LED light \$18
DCFSHH	Narrow halogen heatlamp..... \$22
DCFSHHL	Narrow halogen heatlamp with Xenon lights..... \$30
DCFSL	Narrow Xenon Display lights \$17

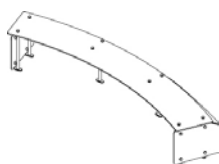
Black Powdercoating

DCFSBP-G	G Style food shield.....	\$13
DCFSBP-G2	G2 Style food shield.....	\$20
DCFSBP-SS	SS Style food shield.....	\$6
DCFSBP-H	H Style food shield.....	\$18
DCFSBP-HD	HD Style food shield.....	\$27
DCFSBP-FS	FS Style food shield.....	\$15
DCFSBP-FS2	FS2 Style food shield.....	\$24
DCFSBP-KD	KD Style food shield.....	\$16
DCFSBP-KS	KS Style food shield.....	\$12
DCFSBP-GH	GH Style food shield.....	\$20
DCFSBP-HG	HG Style food shield.....	\$20

DCFSR: RADIAL FLEXISHIELD® FOOD SHIELD



DCFSRIG-3



DCFSROKS-5

Product Information

- Mostly glass display allows you to see product from every angle
- 1" stainless steel legs
- Meets 2011 NSF requirements
- Flange mounted foot makes installation easy
- Comes fully assembled from factory
- Standard end glass
- One year parts and labor standard warranty

Specifications and Prices

MODEL NUMBER	DESCRIPTION	OVERALL			SHIP WEIGHT	FREIGHT CLASS	LIST PRICE
		L	D	H			
Radial FlexiShield foodshields							
DCFSRIG-2	Radial food shield, full glass front, inside, single service, 2 pan	38.47"	18"	16"	Contact factory	Contact factory	Contact factory
DCFSRIG-3	Radial food shield, full glass front, inside, single service, 3 pan	53.43"	18"	16"	Contact factory	Contact factory	Contact factory
DCFSRIG-4	Radial food shield, full glass front, inside, single service, 4 pan	68.17"	18"	16"	Contact factory	Contact factory	Contact factory
DCFSRIG-5	Radial food shield, full glass front, inside single service 5 pan	82.61"	18"	16"	Contact factory	Contact factory	Contact factory
DCFSROG-2	Radial food shield, full glass front, outside, single service, 2 pan	43.09"	18"	16"	Contact factory	Contact factory	Contact factory
DCFSROG-3	Radial food shield, full glass front, outside, single service, 3 pan	59.85"	18"	16"	Contact factory	Contact factory	Contact factory
DCFSROG-4	Radial food shield, full glass front, outside, single service, 4 pan	76.35"	18"	16"	Contact factory	Contact factory	Contact factory
DCFSROG-5	Radial food shield, full glass front, outside single service 5 pan	92.53"	18"	16"	Contact factory	Contact factory	Contact factory
DCFSRIKS-2	Radial food shield, sneeze guard front, inside, single service, 2 pan	38.47"	18"	14.75"	Contact factory	Contact factory	Contact factory
DCFSRIKS-3	Radial food shield, sneeze guard front, inside, single service, 3 pan	53.43"	18"	14.75"	Contact factory	Contact factory	Contact factory
DCFSRIKS-4	Radial food shield, sneeze guard front, inside, single service, 4 pan	68.17"	18"	14.75"	Contact factory	Contact factory	Contact factory
DCFSRIKS-5	Radial food shield, sneeze guard front, inside single service 5 pan	82.61"	18"	14.75"	Contact factory	Contact factory	Contact factory
DCFSROKS-2	Radial food shield, sneeze guard front, outside, single service, 2 pan	43.09"	18"	14.75"	Contact factory	Contact factory	Contact factory
DCFSROKS-3	Radial food shield, sneeze guard front, outside, single service, 3 pan	59.85"	18"	14.75"	Contact factory	Contact factory	Contact factory
DCFSROKS-4	Radial food shield, sneeze guard front, outside, single service, 4 pan	76.35"	18"	14.75"	Contact factory	Contact factory	Contact factory
DCFSROKS-5	Radial food shield, sneeze guard front, outside single service 5 pan	92.53"	18"	14.75"	Contact factory	Contact factory	Contact factory
DCFSRKD-2	Radial food shield, sneeze guard front, dual service, 2 pan	43.09"	35.50"	15"	Contact factory	Contact factory	Contact factory
DCFSRKD-3	Radial food shield, sneeze guard front, dual service, 3 pan	59.85"	35.50"	15"	Contact factory	Contact factory	Contact factory
DCFSRKD-4	Radial food shield, sneeze guard front, dual service, 4 pan	76.35"	35.50"	15"	Contact factory	Contact factory	Contact factory
DCFSRKD-5	Radial food shield, sneeze guard front, dual service 5 pan	92.53"	35.50"	15"	Contact factory	Contact factory	Contact factory

Flexishield® Powdercoat

Black Powdercoat

DCFSBP-RIG-2 RIG-2 style radial food shield Contact factory
 DCFSBP-RIG-3 RIG-3 style radial food shield Contact factory
 DCFSBP-RIG-4 RIG-4 style radial food shield Contact factory
 DCFSBP-RIG-5 RIG-5 style radial food shield Contact factory
 DCFSBP-ROG-2 ROG-2 style radial food shield Contact factory
 DCFSBP-ROG-3 ROG-3 style radial food shield Contact factory
 DCFSBP-ROG-4 ROG-4 style radial food shield Contact factory
 DCFSBP-ROG-5 ROG-5 style radial food shield Contact factory
 DCFSBP-RIKS-2 RIKS-2 style radial food shield Contact factory
 DCFSBP-RIKS-3 RIKS-3 style radial food shield Contact factory

DCFSBP-RIKS-4 RIKS-4 style radial food shield Contact factory
 DCFSBP-RIKS-5 RIKS-5 style radial food shield Contact factory
 DCFSBP-ROKS-2 ROKS-2 style radial food shield .. Contact factory
 DCFSBP-ROKS-3 ROKS-3 style radial food shield .. Contact factory
 DCFSBP-ROKS-4 ROKS-4 style radial food shield .. Contact factory
 DCFSBP-ROKS-5 ROKS-5 style radial food shield .. Contact factory
 DCFSBP-RKD-2 RKD-2 style radial food shield Contact factory
 DCFSBP-RKD-3 RKD-3 style radial food shield Contact factory
 DCFSBP-RKD-4 RKD-4 style radial food shield Contact factory
 DCFSBP-RKD-5 RKD-5 style radial food shield Contact factory

SH SERIES - MOBILE HEATED SERVING COUNTERS

Product Information

- 14-gauge stainless steel top
- 18-gauge stainless steel exterior body
- 14-gauge galvanized bottom
- SH units have heated under storage compartment, provided with removable pan slides. SH-NU units have enclosed bases with no under storage
- A maximum 10' long cord and plug are supplied standard
- Electrical connections are 60 hertz, single phase. Three-phase design is available for an additional charge. Electrical accessories may change listed amperage and plug
- Top has two to six electrically heated, recessed die stamped stainless steel hot food warmers. Each warmer accommodates one 12" x 20" x 6" pan
- Hot well(s) with drain(s) manifolded standard to common gate valve
- All exterior panels reinforced with overlapping corners, welded in place
- Wet and dry operation
- All body cutouts reinforced with 14-gauge channel supports
- Choose from an almost unlimited selection of laminate colors and textures to add color to any room
- All units are standard on 5" polyurethane swivel locking casters for easy cleaning
- Easy to use stainless steel interlock system is standard on base and tray slides
- Easily modified with a complete array of standard accessories
- Counter heights available from 28" to 36" in 2" increments
- Add eye catching decal packages or bright canopies to create a distinctive look!
- Features new easy access panel for quick replacement of heating element.
- One year parts and labor standard warranty. Additional warranties available



SH-3-NU
Shown with the following options:
G—glass front counter protector
A—12" stainless steel V fold-down tray slide



SH-4-NU
Shown with the following options:
KS—glass front counter protector
A—12" stainless steel V fold-down tray slide

Specifications

MODEL NUMBER	DESCRIPTION	OVERALL			AMP	VOLTS	WATTS	NEMA PLUG	SHIP WEIGHT	FREIGHT CLASS	LIST PRICE
		L	D	H							
SHELLEYSTEEL HEATED SERVING COUNTERS											
With heated understorage											
SH-2	2 food wells	36"	30"	36"	15.0	120/208-230	2900/3300	14-20P	380	100	\$9,822
SH-3	3 food wells	50"	30"	36"	20.0	120/208-230	3900/4500	14-30P	460	100	\$11,542
SH-4	4 food wells	60"	30"	36"	26.0	120/208-230	4900/5700	14-50P	550	100	\$12,544
SH-5	5 food wells	74"	30"	36"	31.0	120/208-230	5900/6900	14-50P	660	100	\$13,857
SH-6	6 food wells	96"	30"	36"	37.0	120/208-230	6900/7900	14-50P	720	100	\$15,561
Without understorage											
SH-2-NU	2 food wells	36"	30"	36"	11.0	120/208-230	2000/2400	14-20P	225	100	\$7,511
SH-3-NU	3 food wells	50"	30"	36"	16.0	120/208-230	3000/3600	14-20P	275	100	\$8,579
SH-4-NU	4 food wells	60"	30"	36"	22.0	120/208-230	4000/4800	14-30P	330	100	\$9,310
SH-5-NU	5 food wells	74"	30"	36"	28.0	120/208-230	5000/6000	14-50P	420	100	\$10,573
SH-6-NU	6 food wells	96"	30"	36"	33.0	120/208-230	6000/7000	14-50P	510	100	\$12,216

Shelleyglas accessories and modifications can be found on pages 81-85.

SCSC-BP SERIES - MOBILE REFRIGERATED COLD PAN SERVING COUNTERS

SCSC-EFP SERIES - LIQUITEC REFRIGERATED COLD PAN



SCSC-74-BP
pans by others



SCSC-60-EFP
Shown with optional laminate, canopy, custom counter protector and extended base



Patented LiquiTec® Technology brings food and pans completely flush!

Product Information

- 14-gauge stainless steel top
- 18-gauge stainless steel exterior body
- 14-gauge galvanized bottom
- On/off switch mounted to exterior of unit
- A maximum 10' long cord and plug are supplied standard
- All exterior panels reinforced with overlapping corners, welded in place
- All body cutouts reinforced with 14-gauge channel supports
- Choose from an almost unlimited selection of laminate colors and textures to add color to any room
- Electrical connections are 60 hertz, single phase. Electrical accessories may change listed amperage and plug
- All units are standard on 5" polyurethane swivel locking casters for easy cleaning
- Easy to use stainless steel interlock system is standard on base and tray slides
- Easily modified with a complete array of standard accessories
- Add eye catching decal packages or bright canopies to create a distinctive look!
- Counter heights available from 28" to 36" in 2" increments
- Environmentally friendly R290 refrigerant
- One year parts and labor standard warranty. Additional warranties available

SCSC-BP

- SCSC-B Series counters are standard with 7" deep refrigerated cold pan. Cold pans are fully

insulated with foamed in place polyurethane insulation

- Pans recessed 2" from top edge of counter
- SCSC-B models are standard with enclosed base
- Cold pans are standard with drain with valve
- Adapter bars will be furnished at no additional charge if requested on original order only. Pans are supplied by others
- Optional open shelf and dry door inserts can be added to all models and lengths. Refrigerated insert can be added to 60", 74", or 96" long units

SCSC-EFP

- The LiquiTec cold pan has two – six die stamped openings with depressed edges, each well, holding one 12" x 20" pan (pans supplied by others)
- Eutectic fluid completely surrounds each cold pan providing the maximum-- five sided cooling
- All SCSC-EF models meet NSF 7 with pans completely flush with counter
- Cold pan is fully insulated with foamed in place polyurethane insulation

Specifications

MODEL NUMBER	COLD PAN SIZE	DIMENSIONS			AMP	H.P.	VOLTS	NEMA PLUG	SHIP WEIGHT	FREIGHT CLASS	LIST PRICE
		L	D	H							
SHELLEYSTEEL REFRIGERATED COLD PAN SERVING COUNTERS											
SCSC-36-BP	26" X 21.62"	36"	30"	36"	7.0	1/4	115	5-15P	350	100	\$7,344
SCSC-50-BP	39" X 21.62"	50"	30"	36"	7.0	1/4	115	5-15P	425	100	\$7,503
SCSC-60-BP	52" X 21.62"	60"	30"	36"	7.0	1/4	115	5-15P	500	100	\$7,812
SCSC-74-BP	65" X 21.62"	74"	30"	36"	7.0	1/4	115	5-15P	575	110	\$9,567
SCSC-96-BP	78" X 21.62"	96"	30"	36"	7.0	1/4	115	5-15P	650	110	\$10,593

SHELLEYSTEEL LIQUITEC COLD PAN SERVING COUNTER WITH PATENTED LiquiTec® TECHNOLOGY

SCSC-36-EFP	2 pan cap	36"	30"	36"	7.0	1/4	115	5-15P	380	100	\$10,416
SCSC-50-EFP	3 pan cap	50"	30"	36"	7.0	1/4	115	5-15P	455	100	\$11,169
SCSC-60-EFP	4 pan cap	60"	30"	36"	7.0	1/4	115	5-15P	530	100	\$11,529
SCSC-74-EFP	5 pan cap	74"	30"	36"	7.0	1/4	115	5-15P	615	100	\$12,607
SCSC-96-EFP	6 pan cap	96"	30"	36"	7.0	1/4	115	5-15P	680	100	\$14,018

Shelleyglas accessories and modifications can be found on pages 81-85.

SHCR-BP SERIES - HOT/COLD COMBINATION COUNTERS

SHC SERIES- ICE COOLED HOT/COLD COMBINATION COUNTERS

Product Information

- Save space by having both hot and cold in one convenient location
- 14-gauge stainless steel top
- 18-gauge stainless steel exterior body
- 14-gauge galvanized bottom
- All SHCR-B models are standard with enclosed bases
- Top has one to four electrically heated, recessed die-stamped stainless steel hot food warmers. Each warmer accommodates a 12" x 20" x 6" pan (pans supplied by others)
- A maximum 10' long cord and plug are supplied standard
- Electrical connections are 60 hertz, single phase. Three-phase design is available for an additional charge. Electrical accessories may change listed amperage and plug
- All exterior panels reinforced with overlapping corners, welded in place
- All body cutouts reinforced with 14-gauge channel supports
- Choose from an almost unlimited selection of laminate colors and textures to add color to any room
- Wet and dry operation
- All units are standard on 5" polyurethane swivel locking casters for easy cleaning
- Easy to use stainless steel interlock system is standard on base and tray slides
- Easily modified with a complete array of standard accessories
- Counter heights available from 28" to 36" in 2" increments
- Add eye catching decal packages or bright canopies to create a distinctive look!
- One year parts and labor standard warranty. Additional warranties available

SHCR-BP ONLY

- The refrigerated cold pan is 7" deep constructed of stainless steel. Cold pan is equipped with a 1" drain with valve. Hot well(s) equipped with a drain with gate valve
- Meets NSF requirements with 3" recessed pans
- Environmentally friendly R290 refrigerant

SHC ONLY

- Insulated ice pan is 7" deep and constructed of 22-gauge stainless steel. Perforated false bottom, and drain with valve is standard. Hot well(s) with drain(s) manifolded standard to common gate valve



SH2CR-60-B

Shown with the following options:

A. 12" stainless steel V fold down

E. 10" wide stainless steel folddown work shelf

KS. single service flip up sneeze guard

U. End shelf

Specifications

MODEL NUMBER	HOT WELLS	COLD PAN SIZE	DIMENSIONS						VOLTS	WATTS	NEMA PLUG	SHIP WEIGHT	FREIGHT CLASS	LIST PRICE
			L	D	H	AMP	H.P.							
SHELLEYSTEEL SELF-CONTAINED HOT AND COLD COMBINATION COUNTERS														
SHCR-50-BP	1	26" X 21.62"	50"	30"	36"	16.0	1/4	120	1000	5-20P	475	100	\$8,572	
SHCR-60-BP	1	39" X 21.62"	60"	30"	36"	16.0	1/4	120	1000	5-20P	575	100	\$9,132	
SH2CR-62-BP	2	26" X 21.62"	62"	30"	36"	18.0	1/4	120/208-230	2000/2400	14-30P	575	100	\$10,068	
SHCR-74-BP	1	52" X 21.62"	74"	30"	36"	16.0	1/4	120	1000	5-20P	688	100	\$10,798	
SH2CR-74-BP	2	26" X 21.62"	74"	30"	36"	18.0	1/4	120/208-230	2000/2400	14-30P	690	100	\$11,451	
SHCR-96-BP	1	65" X 21.62"	96"	30"	36"	16.0	1/4	120	1000	5-20P	730	100	\$12,893	
SH2CR-96-BP	2	52" X 21.62"	96"	30"	36"	18.0	1/4	120/208-230	2000/2400	14-30P	740	100	\$14,416	
SH3CR-96-BP	3	39" X 21.62"	96"	30"	36"	23.0	1/4	120/208-230	3000/3600	14-30P	750	100	\$15,430	
SH4CR-96-BP	4	26" X 21.62"	96"	30"	36"	29.0	1/4	120/208-230	4000/4800	14-50P	760	100	\$16,264	

Shelleyglas accessories and modifications can be found on pages 81-85.

For LiquiTec® option, see accessory pages.

Specifications

MODEL NUMBER	HOT WELLS	COLD PAN SIZE	OVERALL			AMP	H.P.	VOLTS	MAX WATTS	NEMA PLUG	SHIP WEIGHT	FREIGHT CLASS	LIST PRICE
			L	D	H								
SHELLEYSTEEL ICE-COOLED HOT AND COLD COMBINATION COUNTERS													
SHC-50-NU	1	26" X 21.62"	50"	30"	36"	9.0	—	120	1000	5-15P	300	100	\$4,880
SHC-60-NU	1	39" X 21.62"	60"	30"	36"	9.0	—	120	1000	5-15P	350	100	\$5,581
SH2C-62-NU	2	26" X 21.62"	62"	30"	36"	11.0	—	120/208-230	2000/2400	14-20P	350	100	\$5,614
SHC-74-NU	1	52" X 21.62"	74"	30"	36"	9.0	—	120	1000	5-15P	400	100	\$6,861
SH2C-74-NU	2	26" X 21.62"	74"	30"	36"	11.0	—	120/208-230	2000/2400	14-20P	410	100	\$7,970
SH3C-74-NU	3	26" X 21.62"	74"	30"	36"	16.0	—	120/208-230	3000/3600	14-20P	420	100	\$9,305
SHC-96-NU	1	65" X 21.62"	96"	30"	36"	9.0	—	120	1000	5-15P	425	100	\$9,317
SH2C-96-NU	2	52" X 21.62"	96"	30"	36"	11.0	—	120/208-230	2000/2400	14-20P	430	100	\$10,461
SH3C-96-NU	3	39" X 21.62"	96"	30"	36"	16.0	—	120/208-230	3000/3600	14-20P	450	100	\$11,573
SH4C-96-NU	4	26" X 21.62"	96"	30"	36"	22.0	—	120/208-230	4000/4800	14-30P	460	100	\$12,879

Shelleyglas accessories and modifications can be found on pages 81-85.

SCFT-NUP SERIES - FROST TOP SERVING COUNTERS



SCFT-74-NUP



Add eye catching decal packages or bright canopies to create a distinctive look!

Product Information

- 14-gauge stainless steel top
- 18-gauge stainless steel exterior body
- 14-gauge galvanized bottom
- Frost top is 18-gauge stainless steel, one piece construction; perimeter drain with valve located at bottom of unit standard
- 18" x 26" sheet pan can rest on frost top
- On/off switch located on exterior of unit
- SCFT units are standard with enclosed base
- Meets NSF requirements
- Environmentally friendly R290 refrigerant
- A maximum 10' long cord and plug are supplied standard
- Electrical connections are 60 hertz, single phase. Electrical accessories may change listed amperage and plug
- All exterior panels reinforced with overlapping corners, welded in place
- All body cutouts reinforced with 14-gauge channel supports
- All units are standard on 5" polyurethane swivel locking casters for easy cleaning
- Easy to use stainless steel interlock system is standard on base and tray slides
- Easily modified with a complete array of standard accessories
- Counter heights available from 28" to 36" in 2" increments
- Choose from an almost unlimited selection of laminate colors and textures to add color to any room
- Add eye catching decal packages or bright canopies to create a distinctive look!
- One year parts and labor standard warranty. Additional warranties available

Specifications

MODEL NUMBER	DESCRIPTION	OVERALL			AMP	H.P.	VOLTS	NEMA PLUG	SHIP WEIGHT	FREIGHT CLASS	LIST PRICE
		L	D	H							
SHELLEYSTEEL FROST TOP SERVING COUNTERS											
Without understorage											
SCFT-36-NUP	frost top	36"	30"	36"	2.4	1/5	115	5-15P	380	100	\$5,551
SCFT-50-NUP	frost top	50"	30"	36"	2.4	1/5	115	5-15P	455	100	\$6,620
SCFT-60-NUP	frost top	60"	30"	36"	3.7	1/4	115	5-15P	540	100	\$7,775
SCFT-74-NUP	frost top	74"	30"	36"	3.7	1/4	115	5-15P	610	110	\$8,314
SCFT-96-NUP	frost top	96"	30"	36"	4.8	1/3	115	5-15P	680	110	\$10,265

Shelleyglas accessories and modifications can be found on pages 81-85.

SCI SERIES - ICE PAN SERVING COUNTERS

Product Information

- 14-gauge stainless steel top
- 18-gauge stainless steel exterior body
- 14-gauge galvanized bottom
- Best for use where electricity is not available
- Insulated ice pan is 7" deep and is standard with the following: perforated false bottom, drain with valve
- SCI units are standard with dry hinged door storage compartment, while SCI-NU units have enclosed bases with no under storage
- Meets NSF requirements
- All exterior panels reinforced with overlapping corners, welded in place
- All body cutouts reinforced with 14-gauge channel supports
- All units are standard on 5" polyurethane swivel locking casters for easy cleaning
- Easy to use stainless steel interlock system is standard on base and tray slides
- Easily modified with a complete array of standard accessories
- Choose from an almost unlimited selection of laminate colors and textures to add color to any room
- Add eye catching decal packages or bright canopies to create a distinctive look!
- One year parts and labor standard warranty. Additional warranties available



SCI-60-NU

Shown with the following options:
C. 10" wide three-bar fold down tray slide
H. Two tier display with glass shelves and sneeze guards

Specifications

MODEL NUMBER	ICE PAN SIZE	L	OVERALL D	H	SHIP WEIGHT	FREIGHT CLASS	LIST PRICE
SHELLESTEEL ICE PAN SERVING COUNTERS							
With dry understorage							
SCI-36	26" x 21.62"	36"	30"	36"	240	110	\$5,193
SCI-50	39" x 21.62"	50"	30"	36"	285	110	\$5,626
SCI-60	52" x 21.62"	60"	30"	36"	320	110	\$6,671
SCI-74	65" x 21.62"	74"	30"	36"	360	110	\$7,316
SCI-96	78" x 21.62"	96"	30"	36"	400	110	\$8,778
Without understorage							
SCI-36-NU	26" x 21.62"	36"	30"	36"	200	110	\$3,578
SCI-50-NU	39" x 21.62"	50"	30"	36"	245	110	\$4,200
SCI-60-NU	52" x 21.62"	60"	30"	36"	280	110	\$4,928
SCI-74-NU	65" x 21.62"	74"	30"	36"	330	110	\$5,771
SCI-96-NU	78" x 21.62"	96"	30"	36"	380	110	\$7,182

Shelleyglas accessories and modifications can be found on pages 81-85.

SCU SERIES - BEVERAGE COUNTERS



SCU-50-NU
Shown with optional legs

Product Information

- 14-gauge stainless steel top
- 18-gauge stainless steel exterior body
- 14-gauge galvanized bottom
- Reinforced top includes a stainless steel drain trough with removable stainless steel anti-splash drip gate. (Trough is standard on customer side, available on operator side if specified.)
- Drain trough has a 1" drain plumbed to a drain valve located at the bottom of the unit
- SCU models are standard with dry hinged door storage compartment
- Meets NSF requirements
- All exterior panels reinforced with overlapping corners, welded in place
- All body cutouts reinforced with 14-gauge channel supports
- All units are standard on 5" polyurethane swivel locking casters for easy cleaning
- Easy to use stainless steel interlock system is standard on base and tray slides
- Easily modified with a complete array of standard accessories
- Choose from an almost unlimited selection of laminate colors and textures to add color to any room
- Add eye catching decal packages or bright canopies to create a distinctive look!
- One year parts and labor standard warranty. Additional warranties available

Specifications

MODEL NUMBER	DESCRIPTION	L	OVERALL D	H	SHIP WEIGHT	FREIGHT CLASS	LIST PRICE
SHELLEYSTEEL BEVERAGE COUNTERS							
With dry understorage							
SCU-36	24" urn trough	36"	30"	36"	200	125	\$4,196
SCU-50	36" urn trough	50"	30"	36"	230	125	\$4,806
SCU-60	48" urn trough	60"	30"	36"	270	125	\$5,777
SCU-74	60" urn trough	74"	30"	36"	300	125	\$6,565
SCU-96	82" urn trough	96"	30"	36"	340	125	\$7,949
Without understorage							
SCU-36-NU	24" urn trough	36"	30"	36"	170	125	\$2,837
SCU-50-NU	36" urn trough	50"	30"	36"	190	125	\$3,320
SCU-60-NU	48" urn trough	60"	30"	36"	230	125	\$4,108
SCU-74-NU	60" urn trough	74"	30"	36"	260	125	\$4,891
SCU-96-NU	82" urn trough	96"	30"	36"	300	125	\$6,226

Shelleyglas accessories and modifications can be found on pages 81-85.

Product Information

- 14-gauge stainless steel top
- 18-gauge stainless steel exterior body
- 14-gauge galvanized bottom
- Flat 14-gauge stainless steel top
- SC models are standard with dry hinged door storage compartment
- Meets NSF requirements
- All exterior panels reinforced with overlapping corners, welded in place
- All body cutouts reinforced with 14-gauge channel supports
- All units are standard on 5" polyurethane swivel locking casters for easy cleaning
- Easy to use stainless steel interlock system is standard on base and tray slides
- Easily modified with a complete array of standard accessories
- Choose from an almost unlimited selection of laminate colors and textures to add color to any room
- Add eye catching decal packages or bright canopies to create a distinctive look!
- One year parts and labor standard warranty. Additional warranties available




SC-50-NU
Shown with the following options:
A. 12" stainless steel V fold down tray slide
G. Glass front counter protector
P. Open understorage with shelf

Specifications

MODEL NUMBER	DESCRIPTION	L	OVERALL D	H	SHIP WEIGHT	FREIGHT CLASS	LIST PRICE
SHELLESTEEL ALL PURPOSE COUNTERS							
With dry understorage							
SC-28	dry storage	28"	30"	36"	165	125	\$3,099
SC-36	dry storage	36"	30"	36"	185	125	\$3,810
SC-50	dry storage	50"	30"	36"	205	125	\$4,394
SC-60	dry storage	60"	30"	36"	240	125	\$5,138
SC-74	dry storage	74"	30"	36"	270	125	\$5,768
SC-96	dry storage	96"	30"	36"	310	125	\$7,023
Without understorage							
SC-28-NU	enclosed base	28"	30"	36"	120	125	\$1,768
SC-36-NU	enclosed base	36"	30"	36"	160	125	\$1,957
SC-50-NU	enclosed base	50"	30"	36"	180	125	\$2,682
SC-60-NU	enclosed base	60"	30"	36"	210	125	\$3,193
SC-74-NU	enclosed base	74"	30"	36"	240	125	\$3,703
SC-96-NU	enclosed base	96"	30"	36"	280	125	\$4,872

Shelleyglas accessories and modifications can be found on pages 81-85.



SC-60-NU



SCS SERIES - CASHIER'S COUNTER

SCTRI SERIES - TRIANGLE CORNER COUNTER

SCTS SERIES - TRAY STANDS



SCS-30

Shown with the following options:
A. 12" stainless steel V fold down tray slide
Q. outlet with breaker



SCTS-28

Shown with the following option:
SW. silverware cutouts with stainless steel silverware holder

Product Information

- 18-gauge stainless steel exterior body
- 14-gauge galvanized bottom
- 14-gauge stainless steel top
- Meets NSF requirements
- All exterior panels reinforced with overlapping corners, welded in place
- All body cutouts reinforced with 14-gauge channel supports
- All units are standard on 5" polyurethane swivel locking casters for easy cleaning
- Easy to use stainless steel interlock system is standard on base and tray slides
- Easily modified with a complete array of standard accessories
- Choose from an almost unlimited selection of laminate colors and textures to add color to any room
- One year parts and labor standard warranty. Additional warranties available

SCS SERIES ONLY

- A 3" grommet hole is located at the rear of the top to allow cord access for cash registers
- Stainless steel locking cash drawer standard
- Stainless steel under shelf can serve as foot rest or storage

SCTS SERIES ONLY

- Silverware cutouts and cylinders are optional

Specifications

MODEL NUMBER	DESCRIPTION	L	D	H	AMP	VOLTS	NEMA PLUG	SHIP WEIGHT	FREIGHT CLASS	LIST PRICE
SHELLEYSTEEL CASHIER'S COUNTERS										
SCS-30	cashier's counter	30"	30"	36"	N/A	N/A	N/A	180	100	\$4,066
SCS-36	cashier's counter	30"	36"	36"	N/A	N/A	N/A	210	100	\$4,462
SCS-50	cashier's counter	30"	50"	36"	N/A	N/A	N/A	270	100	\$4,764
SHELLEYSTEEL TRIANGLE CORNER UNIT										
SC-TRI	corner unit, enclosed base	40"	30"	36"	N/A	N/A	N/A	160	100	\$4,002
SC-TRIOS	corner unit, open shelf	40"	30"	36"	N/A	N/A	N/A	160	100	\$4,251
SHELLEYSTEEL TRAY STANDS										
SCTS-28	tray stand	30"	28"	36"	N/A	N/A	N/A	150	125	\$3,164
SCTS-36	tray stand	30"	36"	36"	N/A	N/A	N/A	192	125	\$3,200

Shelleyglas accessories and modifications can be found on pages 81-85.

KH SERIES - MOBILE HEATED SERVING COUNTERS

Product Information

- One piece, molded fiberglass pylon (base), fully rounded corners, permanent color
- All corners and center sides reinforced with galvanized bracing, laminated into the fiberglass
- Full NSF and UL Certification
- Fire Code rating on fiberglass, laminate, canopy materials
- 14-gauge tops
- All units are standard on 5" polyurethane swivel locking casters for easy cleaning
- Wet and dry operation
- Caster mounting plates laminated into base
- Easy to use stainless steel interlock system is standard on base and tray slides
- Enclosed bases for vermin control
- A maximum 10' long cord and plug are supplied standard
- KH units have heated under storage compartment, provided with removable pan slides. KH-NU units have enclosed bases with no under storage
- Electrical connections are 60 hertz, single phase. Three-phase design is available for an additional charge. Electrical accessories may change listed amperage and plug
- Top has two to six electrically heated, recessed die stamped stainless steel hot food warmers.

Each warmer accommodates one 12" x 20" x 6" pan

- Hot well(s) with drain(s) manifolded standard to common gate valve
- All body cutouts reinforced with 14-gauge channel supports
- Easily modified with a complete array of standard accessories
- Counter heights available from 28" to 36" in 2" increments
- Choose from 25 standard fiberglass colors
- Add eye catching decal packages or bright canopies to create a distinctive look!
- Features new easy access panel for quick replacement of heating element.
- Contact Delfield for a Shelleyglas color chart or visit www.delfield.com
- One year parts and labor standard warranty. Additional warranties available



KH-4-NU

Shown with the following option:
G. glass front counter protector
P. open shelf understorage



KH-5-NU

Shown with the following options:
KS. single service sneeze guard
A. 12" stainless steel V fold-down tray slide
V. 6" Adjustable bullet feet



Add eye catching decal packages or bright canopies to create a distinctive look!

Specifications

MODEL NUMBER	DESCRIPTION	OVERALL			AMP	VOLTS	MAX WATTS	NEMA PLUG	SHIP WEIGHT	FREIGHT CLASS	LIST PRICE
		L	D	H							
SHELLEYGLAS HEATED SERVING COUNTERS											
With heated understorage											
KH-2	2 food wells	36"	30"	36"	15.0	120/208-230	2900/3300	14-20P	380	100	\$10,207
KH-3	3 food wells	50"	30"	36"	20.0	120/208-230	3900/4500	14-30P	460	100	\$11,674
KH-4	4 food wells	60"	30"	36"	26.0	120/208-230	4900/5700	14-50P	550	100	\$12,692
KH-5	5 food wells	74"	30"	36"	31.0	120/208-230	5900/6900	14-50P	660	100	\$14,024
KH-6	6 food wells	96"	30"	36"	37.0	120/208-230	6900/7900	14-50P	720	100	\$15,761
Without understorage											
KH-2-NU	2 food wells	36"	30"	36"	11.0	120/208-230	2000/2400	14-20P	225	100	\$7,598
KH-3-NU	3 food wells	50"	30"	36"	16.0	120/208-230	3000/3600	14-20P	275	100	\$8,915
KH-4-NU	4 food wells	60"	30"	36"	22.0	120/208-230	4000/4800	14-30P	330	100	\$9,675
KH-5-NU	5 food wells	74"	30"	36"	28.0	120/208-230	5000/6000	14-50P	420	100	\$10,987
KH-6-NU	6 food wells	96"	30"	36"	33.0	120/208-230	6000/7000	14-50P	510	100	\$12,695

Shelleyglas accessories and modifications can be found on pages 81-85.

KCSC-BP SERIES - MOBILE REFRIGERATED COLD PAN SERVING COUNTERS

KCSC-EFP SERIES - LIQUITEC REFRIGERATED COLD PAN



KCSC-50-B

Shown with the following options:
HD, double-service two-tier display
A, 12" stainless steel V fold down tray slide
V, 6" adjustable bullet feet



Add eye catching decal packages or bright canopies to create a distinctive look!



Patented LiquiTec® Technology brings food and pans completely flush!



Product Information

- One piece, molded fiberglass pylon (base), fully rounded corners, permanent color
- All corners and center sides reinforced with galvanized bracing, laminated into the fiberglass
- Full NSF and UL Certification
- Fire Code rating on fiberglass, laminate, canopy materials
- 14-gauge tops
- All units are standard on 5" polyurethane swivel locking casters for easy cleaning
- Caster mounting plates laminated into base
- Easy to use stainless steel interlock system is standard on base and tray slides
- Enclosed bases for vermin control
- A maximum 10' long cord and plug are supplied standard
- Uses environmentally friendly R290 refrigerant
- Easy to use stainless steel interlock system is standard on base and tray slides
- Easily modified with a complete array of standard accessories
- Electrical connections are 60 hertz, single phase. Electrical accessories may change listed amperage and plug
- Counter heights available from 28" to 36" in 2" increments
- Unit has on/off switch mounted on the exterior
- Add eye catching decal packages or bright canopies to create a distinctive look!
- Contact Delfield for a Shelleyglas color chart or visit www.delfield.com

- One year parts and labor standard warranty. Additional warranties available
- All body cutouts reinforced with 14-gauge channel supports

KCSC-BP SERIES ONLY

- KCSC-B Series counters are standard with 7" deep refrigerated cold pan. Cold pans are fully insulated with foamed in place polyurethane insulation
- Pans recessed 2" from top edge of counter
- Cold pans are standard with drain with valve
- Adapter bars will be furnished at no additional charge if requested on original order only. Pans are supplied by others
- Optional open shelf and dry door inserts can be added to all models and lengths. Refrigerated insert can be added to 60", 74", or 96" long units

KCSC-EFP SERIES ONLY

- The LiquiTec cold pan has two – six die stamped openings with depressed edges in each well, holding one 12" x 20" pan (pans supplied by others)
- Eutectic fluid completely surrounds each cold pan providing the maximum-- five sided cooling
- All KCSC-EF models meet NSF 7 with pans completely flush with counter
- Cold pan is fully insulated with foamed in place polyurethane insulation

Specifications

MODEL NUMBER	COLD PAN SIZE	DIMENSIONS			AMP	H.P.	VOLTS	NEMA PLUG	SHIP WEIGHT	FREIGHT CLASS	LIST PRICE
		L	D	H							
SHELLEYGLAS REFRIGERATED COLD PAN SERVING COUNTERS											
KCSC-36-BP	26" x 21.62"	36"	30"	36"	2.4	1/5	115	5-15P	350	100	\$7,409
KCSC-50-BP	39" x 21.62"	50"	30"	36"	2.4	1/5	115	5-15P	425	100	\$8,031
KCSC-60-BP	52" x 21.62"	60"	30"	36"	3.7	1/4	115	5-15P	500	100	\$8,362
KCSC-74-BP	65" x 21.62"	74"	30"	36"	3.7	1/4	115	5-15P	575	110	\$10,242
KCSC-96-BP	78" x 21.62"	96"	30"	36"	4.8	1/3	115	5-15P	650	110	\$11,009

SHELLEYGLAS WITH PATENTED LiquiTec® TECHNOLOGY

KCSC-36-EFP	2 pan cap	36"	30"	36"	2.4	1/5	115	5-15P	380	100	\$10,824
KCSC-50-EFP	3 pan cap	50"	30"	36"	2.4	1/5	115	5-15P	455	100	\$11,267
KCSC-60-EFP	4 pan cap	60"	30"	36"	3.7	1/4	115	5-15P	530	100	\$11,633
KCSC-74-EFP	5 pan cap	74"	30"	36"	3.7	1/4	115	5-15P	615	100	\$12,720
KCSC-96-EFP	6 pan cap	96"	30"	36"	4.8	1/3	115	5-15P	680	100	\$14,568

Shelleyglas accessories and modifications can be found on pages 81-85.

KHCR-BP SERIES - HOT/COLD COMBINATION COUNTERS

KHC-NU SERIES - ICE COOLED HOT/COLD COMBINATION COUNTERS

Product Information

- Save space by having both hot and cold in one convenient location
- One piece, molded fiberglass pylon (base), fully rounded corners, permanent color
- All corners and center sides reinforced with galvanized bracing, laminated into the fiberglass
- Full NSF and UL Certification
- Fire Code rating on fiberglass, laminate, canopy materials
- 14-gauge tops
- All units are standard on 5" polyurethane swivel locking casters for easy cleaning
- Caster mounting plates laminated into base
- Easy to use stainless steel interlock system is standard on base and tray slides
- A maximum 10' long cord and plug are supplied standard
- All KHCR-B and KHC models are standard with enclosed bases
- Top has one to four electrically heated, recessed die-stamped stainless steel hot food warmers. Each warmer accommodates a 12" x 20" x 6" pan (pans supplied by others)
- Wet and dry operation
- Electrical connections are 60 hertz, single phase. Three-phase design is available for an additional charge. Electrical accessories may change listed amperage and plug
- All body cutouts reinforced with 14-gauge channel supports
- Easily modified with a complete array of standard accessories
- Counter heights available from 28" to 36" in 2" increments
- Add eye catching decal packages or bright canopies to create a distinctive look!
- Contact Delfield for a Shelleyglas color chart or visit www.delfield.com
- One year parts and labor standard warranty. Additional warranties available

KHCR-BP ONLY

- The refrigerated cold pan is 7" deep constructed of stainless steel. Cold pan is equipped with a 1" drain with valve. Hot well(s) equipped with a drain with gate valve
- Meets NSF requirements with pans recessed 3"
- Environmentally friendly R290 refrigerant

KHC-NU ONLY

- Insulated ice pan is 7" deep and constructed of 22-gauge stainless steel. Perforated false bottom, and drain with valve is standard
- Hot well(s) with drain(s) manifolded standard to common gate valve



KHCR-50BP
Shown with the following options:
A. 12" stainless steel V fold down tray slide
V. 6" adjustable bullet feet



KHCR2-96-BP
Shown with the following option:
KD. double service flip up sneeze guard



KHC-60-NU
Shown with the following option:
A. 12" stainless steel V fold down tray slide
HD. double service two tier display
V. 6" adjustable bullet feet

Specifications

MODEL NUMBER	HOT WELLS	COLD PAN SIZE	DIMENSIONS			AMP	H.P.	VOLTS	NEMA PLUG	SHIP WEIGHT	FREIGHT CLASS	LIST PRICE
			L	D	H							
SHELLEYGLAS SELF-CONTAINED HOT AND COLD COMBINATION COUNTERS												
KHCR-50-BP	1	26" X 21.62"	50"	30"	36"	11.4	1/5	120	5-20P	475	100	\$8,908
KHCR-60-BP	1	26" X 21.62"	60"	30"	36"	11.4	1/5	120	5-20P	575	100	\$9,490
KHCR-74-BP	1	39" X 21.62"	74"	30"	36"	11.4	1/5	120	5-20P	688	100	\$10,908
KH2CR-74-BP	2	26" X 21.62"	74"	30"	36"	13.4	1/5	120/208-230	14-30P	690	100	\$11,900
KHCR-96-BP	1	65" X 21.62"	96"	30"	36"	12.7	1/4	120	5-20P	730	100	\$13,399
KH2CR-96-BP	2	52" X 21.62"	96"	30"	36"	14.7	1/4	120/208-230	14-30P	740	100	\$14,566
KH3CR-96-BP	3	39" X 21.62"	96"	30"	36"	18.4	1/5	120/208-230	14-30P	750	100	\$16,035
KH4CR-96-BP	4	26" X 21.62"	96"	30"	36"	24.4	1/5	120/208-230	14-50P	760	100	\$16,902

MODEL NUMBER	HOT WELLS	COLD PAN SIZE	OVERALL			H.P.	AMP	VOLTS	NEMA PLUG	SHIP WEIGHT	FREIGHT CLASS	LIST PRICE
			L	D	H							
SHELLEYGLAS ICE-COOLED HOT AND COLD COMBINATION COUNTERS												
KHC-50-NU	1	26" X 21.62"	50"	30"	36"	—	9.0	120	5-15P	300	100	\$5,072
KHC-60-NU	1	26" X 21.62"	60"	30"	36"	—	9.0	120	5-15P	350	100	\$5,800
KHC-74-NU	1	39" X 21.62"	74"	30"	36"	—	9.0	120	5-15P	400	100	\$7,130
KH2C-74-NU	2	26" X 21.62"	74"	30"	36"	—	11.0	120/208-230	14-20P	410	100	\$8,282
KHC-96-NU	1	65" X 21.62"	96"	30"	36"	—	9.0	120	5-15P	425	100	\$9,683
KH2C-96-NU	2	52" X 21.62"	96"	30"	36"	—	11.0	120/208-230	14-20P	430	100	\$10,871
KH3C-96-NU	3	39" X 21.62"	96"	30"	36"	—	16.0	120/208-230	14-20P	450	100	\$12,027
KH4C-96-NU	4	26" X 21.62"	96"	30"	36"	—	22.0	120/208-230	14-30P	460	100	\$13,384

Shelleyglas accessories and modifications can be found on pages 81-85.

KCFT-NUP SERIES - FROST TOP SERVING COUNTERS



KCFT-60-NUP

Product Information

- One piece, molded fiberglass pylon (base), fully rounded corners, permanent color
- All corners and center sides reinforced with galvanized bracing, laminated into the fiberglass
- Full NSF and UL Certification
- Fire Code rating on fiberglass, laminate, canopy materials
- 14-gauge tops
- All units are standard on 5" polyurethane swivel locking casters for easy cleaning
- Caster mounting plates laminated into base
- Easy to use stainless steel interlock system is standard on base and tray slides
- Enclosed bases for vermin control
- A maximum 10' long cord and plug are supplied standard
- Frost top is 18-gauge stainless steel, one piece construction; perimeter drain with valve located at bottom of unit standard
- 18"x 26" sheet pan can rest on frost top
- On/off switch located on exterior of unit
- Electrical connections are 60 hertz, single phase. Electrical accessories may change listed amperage and plug
- All body cutouts reinforced with 14-gauge channel supports
- Easily modified with a complete array of standard accessories
- Counter heights available from 28" to 36"
- Add eye catching decal packages or bright canopies to create a distinctive look!
- Environmentally friendly R290 refrigerant
- Contact Delfield for a Shelleyglas color chart or visit www.delfield.com
- One year parts and labor standard warranty. Additional warranties available

Specifications

MODEL		OVERALL						NEMA	SHIP	FREIGHT	LIST
NUMBER	DESCRIPTION	L	D	H	AMP	H.P.	VOLTS	PLUG	WEIGHT	CLASS	PRICE
SHELLEYGLAS FROST TOP SERVING COUNTERS											
Without understorage											
KCFT-36-NUP	frost top	36"	30"	36"	2.4	1/5	115	5-15P	380	100	\$5,601
KCFT-50-NUP	frost top	50"	30"	36"	2.4	1/5	115	5-15P	455	100	\$6,880
KCFT-60-NUP	frost top	60"	30"	36"	3.7	1/4	115	5-15P	540	100	\$8,080
KCFT-74-NUP	frost top	74"	30"	36"	3.7	1/4	115	5-15P	610	110	\$8,640
KCFT-96-NUP	frost top	96"	30"	36"	4.8	1/3	115	5-15P	680	110	\$10,356

Shelleyglas accessories and modifications can be found on pages 81-85.

KCI SERIES - ICE PAN SERVING COUNTERS

Product Information

- Best for use where electricity is not available
- One piece, molded fiberglass pylon (base), fully rounded corners, permanent color
- All corners and center sides reinforced with galvanized bracing, laminated into the fiberglass
- Full NSF and UL Certification
- Fire Code rating on fiberglass, laminate, canopy materials
- 14-gauge tops
- All units are standard on 5" polyurethane swivel locking casters for easy cleaning
- Caster mounting plates laminated into base
- Easy to use stainless steel interlock system is standard on base and tray slides
- Insulated ice pan is 7" deep and is standard with the following: perforated false bottom, drain with valve and casters
- KCI units are standard with dry hinged door storage compartment, while KCI-NU units have enclosed bases with no understorage
- All body cutouts reinforced with 14-gauge channel supports
- Easily modified with a complete array of standard accessories
- Add eye catching decal packages or bright canopies to create a distinctive look!
- Contact Delfield for a Shelleyglas color chart or visit www.delfield.com
- One year parts and labor standard warranty. Additional warranties available



KCI-50-NU
Shown with the following options:
E. fold down workshelf
H. two tier display
P. open understorage with shelf

Specifications

MODEL NUMBER	ICE PAN SIZE	DIMENSIONS			SHIP WEIGHT	FREIGHT CLASS	LIST PRICE
		L	D	H			
SHELLEYGLAS ICE PAN SERVING COUNTERS							
With dry understorage							
KCI-36	26" x 21.62"	36"	30"	36"	240	110	\$5,397
KCI-50	39" x 21.62"	50"	30"	36"	285	110	\$6,021
KCI-60	52" x 21.62"	60"	30"	36"	320	110	\$6,732
KCI-74	65" x 21.62"	74"	30"	36"	360	110	\$7,603
KCI-96	78" x 21.62"	96"	30"	36"	400	110	\$9,122
Without understorage							
KCI-36-NU	26" x 21.62"	36"	30"	36"	200	110	\$3,718
KCI-50-NU	39" x 21.62"	50"	30"	36"	245	110	\$4,237
KCI-60-NU	52" x 21.62"	60"	30"	36"	280	110	\$5,121
KCI-74-NU	65" x 21.62"	74"	30"	36"	330	110	\$5,997
KCI-96-NU	78" x 21.62"	96"	30"	36"	380	110	\$7,246

Shelleyglas accessories and modifications can be found on pages 81-85.

KCU SERIES - BEVERAGE COUNTERS



KCU-36-NU

Shown with the following option:
A. 12" stainless steel V fold down
tray slide

Product Information

- One piece, molded fiberglass pylon (base), fully rounded corners, permanent color
- All corners and center sides reinforced with galvanized bracing, laminated into the fiberglass
- Full NSF and UL Certification
- Fire Code rating on fiberglass, laminate, canopy materials
- 14-gauge tops
- All units are standard on 5" polyurethane swivel locking casters for easy cleaning
- Caster mounting plates laminated into base
- A maximum 10' long cord and plug are supplied standard
- Reinforced top includes a stainless steel drain trough with removable stainless steel anti-splash drip gate. (Trough is standard on customer side, available on operator side if specified.)
- KCU models are standard with dry hinged door storage compartment
- All body cutouts reinforced with 14-gauge channel supports
- Easy to use stainless steel interlock system is standard on base and tray slides
- Easily modified with a complete array of standard accessories
- Add eye catching decal packages or bright canopies to create a distinctive look!
- Contact Delfield for a Shelleyglas color chart or visit www.delfield.com
- One year parts and labor standard warranty. Additional warranties available

Specifications

MODEL NUMBER	DESCRIPTION	L	D	H	SHIP WEIGHT	FREIGHT CLASS	LIST PRICE
SHELLEYGLAS BEVERAGE COUNTERS							
With dry understorage							
KCU-36	24" urn trough	36"	30"	36"	200	125	\$4,360
KCU-50	36" urn trough	50"	30"	36"	230	125	\$5,144
KCU-60	48" urn trough	60"	30"	36"	270	125	\$6,003
KCU-74	60" urn trough	74"	30"	36"	300	125	\$6,823
KCU-96	82" urn trough	96"	30"	36"	340	125	\$8,261
Without understorage							
KCU-36-NU	24" urn trough	36"	30"	36"	170	125	\$2,948
KCU-50-NU	36" urn trough	50"	30"	36"	190	125	\$3,349
KCU-60-NU	48" urn trough	60"	30"	36"	230	125	\$4,145
KCU-74-NU	60" urn trough	74"	30"	36"	260	125	\$4,936
KCU-96-NU	82" urn trough	96"	30"	36"	300	125	\$6,283

Shelleyglas accessories and modifications can be found on pages 81-85.

Product Information

- One piece, molded fiberglass pylon (base), fully rounded corners, permanent color
- All corners and center sides reinforced with galvanized bracing, laminated into the fiberglass
- Full NSF and UL Certification
- Fire Code rating on fiberglass, laminate, canopy materials
- All units are standard on 5" polyurethane swivel locking casters for easy cleaning
- Caster mounting plates laminated into base
- Enclosed bases for vermin control
- Flat 14-gauge stainless steel top
- KC models are standard with dry hinged door storage compartment
- Easy to use stainless steel interlock system is standard on base and tray slides
- Easily modified with a complete array of standard accessories
- Add eye catching decal packages or bright canopies to create a distinctive look!
- Contact Delfield for a Shelleyglas color chart or visit www.delfield.com
- One year parts and labor standard warranty. Additional warranties available



KC-28-NU
Shown with the following options:
C. tubular fold down tray slide
P. open understorage with shelf

Specifications

MODEL NUMBER	DESCRIPTION	L	D	H	SHIP WEIGHT	FREIGHT CLASS	LIST PRICE
SHELLEYGLAS ALL PURPOSE COUNTERS							
With dry understorage							
KC-28	dry storage	28"	30"	36"	165	125	\$3,129
KC-36	dry storage	36"	30"	36"	185	125	\$3,960
KC-50	dry storage	50"	30"	36"	205	125	\$4,433
KC-60	dry storage	60"	30"	36"	240	125	\$5,185
KC-74	dry storage	74"	30"	36"	270	125	\$5,994
KC-96	dry storage	96"	30"	36"	310	125	\$7,087
Without understorage							
KC-28-NU	enclosed base	28"	30"	36"	120	125	\$1,838
KC-36-NU	enclosed base	36"	30"	36"	160	125	\$2,095
KC-50-NU	enclosed base	50"	30"	36"	180	125	\$2,787
KC-60-NU	enclosed base	60"	30"	36"	210	125	\$3,221
KC-74-NU	enclosed base	74"	30"	36"	240	125	\$3,963
KC-96-NU	enclosed base	96"	30"	36"	280	125	\$4,916

Shelleyglas accessories and modifications can be found on pages 81-85.



KC-50-NU
Shown with the following options:
A. 12" stainless steel V fold down tray slide
G. glass front counter protector



KC-74-NU
Shown with optional canopy, sandwich slide and tray slide

KCS SERIES - CASHIER'S COUNTERS

KCTS SERIES - TRAY STANDS



KCS-36

Shown with the following option:
(2) E. 10" stainless steel fold-down
work shelves (being used as tray
slides)

Product Information

- One piece, molded fiberglass pylon (base), fully rounded corners, permanent color
- All corners and center sides reinforced with galvanized bracing, laminated into the fiberglass
- 14-gauge tops
- Full NSF and UL Certification
- Fire Code rating on fiberglass, laminate, canopy materials
- All units are standard on 5" polyurethane swivel locking casters for easy cleaning
- Caster mounting plates laminated into base
- Easy to use stainless steel interlock system is standard on base and tray slides
- Easily modified with a complete array of standard accessories
- All body cutouts reinforced with 14-gauge channel supports
- Contact Delfield for a Shelleyglas color chart or visit www.delfield.com
- One year parts and labor standard warranty. Additional warranties available

KCS SERIES ONLY

- A 3" grommet hole is located at the rear of the top to allow cord access for cash registers
- Stainless steel locking cash drawer standard
- Stainless steel under shelf can serve as foot rest or storage
- All body cutouts reinforced with 14-gauge channel supports
- Add eye catching decal packages or bright canopies to create a distinctive look!

KCTS SERIES ONLY

- All units are standard on 5" diameter swivel casters for easy cleaning and mobility
- Caster mounting plates laminated into base
- Easy to use interlock system is standard on base and tray slides
- 14-gauge stainless steel top and tray step down
- Silverware cutouts and cylinders are optional

Specifications

MODEL NUMBER	DESCRIPTION	L	D	H	AMP	VOLTS	NEMA PLUG	SHIP WEIGHT	FREIGHT CLASS	LIST PRICE
SHELLEYGLAS CASHIER'S COUNTERS										
KCS-30	cashier's counter	30"	30"	36"	N/A	N/A	N/A	180	100	\$4,352
KCS-36	cashier's counter	30"	36"	36"	N/A	N/A	N/A	210	100	\$4,637
KCS-50	cashier's counter	30"	50"	36"	N/A	N/A	N/A	270	100	\$4,951
SHELLEYGLAS CARVING COUNTERS										
SHELLEYGLAS TRAY STANDS										
KCTS-28	tray stand	30"	28"	36"	N/A	N/A	N/A	150	125	\$3,288
KCTS-36	tray stand	30"	36"	36"	N/A	N/A	N/A	192	125	\$3,326


Shelleyglas accessories and modifications can be found on pages 81-85.

SHELLEYSTEEL/SHELLEYGLAS EQUIPMENT ACCESSORIES

Contact factory for pricing.



A. 12" stainless steel V fold-down tray slide



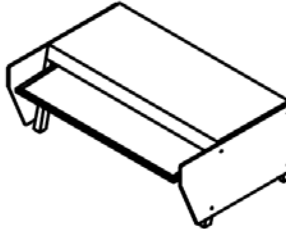
C. 10" three-bar tubular fold-down tray slide



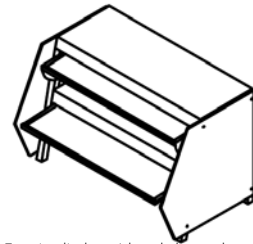
D. 10" composite fold-down cutting board



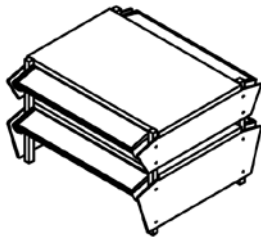
E. 10" stainless steel fold-down work shelf



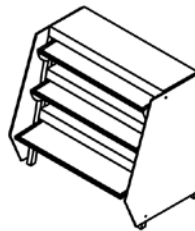
G. Glass front counter protector



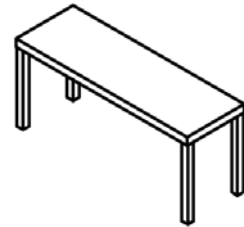
H. Two-tier display w/glass shelves and sneeze guards



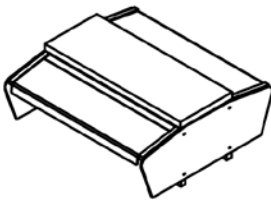
HD. Double service two-tier display with glass shelves and sneeze guards




I. Three-tier display w/glass shelves and sneeze guards



J. 12" stainless steel overshef, 18-gauge



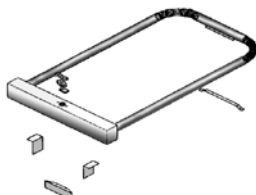
KD. Double service flip-up sneeze guard shown with optional powder coating



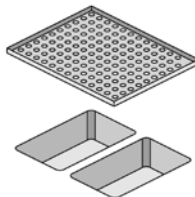
KS. Single service flip-up sneeze guard shown with optional powder coating



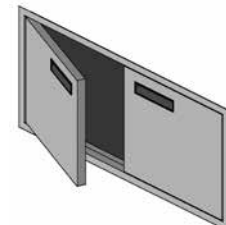
P. Open shelf understorage



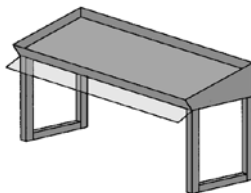
S. Lid locking device



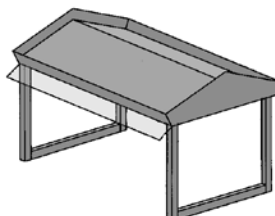
SG16. Pizza pan insert



SG9A. Single mechanical access door to interior
SG9B. Double mechanical access doors to interior - shown



SG22A. Slanted overshef



SG22B. Double slanted overshef

**Accessory and
modifications on
pages 82-86.**

SHELLEYSTEEL/SHELLEYGLAS EQUIPMENT ACCESSORIES

SHELLEYSTEEL/SHELLEYGLAS BASE ACCESSORIES

**ADD LENGTH OF BASE MODEL TO END OF LETTER FOR ACCESSORY		-28	-30	-36	-50	-60	-62	-74	-96
B	12" STAINLESS STEEL V STYLE, 14-GAUGE FOLD-DOWN TRAY SLIDE	\$747	\$791	\$791	\$950	\$1,142	\$1,176	\$1,406	\$1,610
C	10" THREE-BAR TUBULAR FOLD-DOWN TRAY SLIDE	\$511	\$543	\$543	\$781	\$924	\$953	\$1,112	\$1,485
D	10" COMPOSITE FOLD-DOWN CUTTING BOARD	\$777	\$797	\$824	\$917	\$1,154	\$1,189	\$1,334	\$1,803
E	10" STAINLESS STEEL FOLD-DOWN WORK SHELF	\$666	\$701	\$701	\$894	\$1,073	\$1,105	\$1,331	\$1,700
P	OPEN UNDERSTORAGE WITH SHELF (KH-NU/SH-NU, KCI/SCI-NU, KCU/SCU-NU & KC/SC ONLY) **MUST SPECIFY CENTER SHELF IF REQUIRED	\$1,156	\$1,156	\$1,224	\$1,462	\$1,648		\$1,838	\$2,213
PR	OPEN UNDERSTORAGE WITH SHELF (KCSC/SCSC, KHC/SHC & KHCR/SHCR ONLY) **SPECIFY CENTER SHELF IF REQUIRED			\$1,042	\$1,143	\$1,325		\$1,502	\$1,660
FF	EXTRA DRAIN TROUGH FOR DUAL SERVICE (BEVERAGE COUNTERS ONLY)			\$730	\$864	\$999		\$1,138	\$1,254
X	DECREASE DEPTH OF COLD PAN 1.38" - 5"			N/C	N/C	N/C		N/C	N/C
Y	INCREASE DEPTH OF COLD PAN 7" - 12"			\$787	\$787	\$787		\$787	\$787
F	LINE-UP INTERLOCK DEVICE (SUPPLIED FOR BASE)								N/C
FD	FIBERGLASS DOOR PANEL INSERT EACH (KCSC ONLY)								\$349
PS	PAN SLIDES (IN REFRIGERATED UNDERSTORAGE ONLY)								\$486
Q	115/15A OUTLET WITH 10A BREAKER* EACH								\$681
QQ-2	2 DRAINS FROM FOOD WELLS, PLUMBED TO COMMON VALVE (ESP 12X20 WELLS)								\$699
QQ-3	3 DRAINS FROM FOOD WELLS, PLUMBED TO COMMON VALVE (ESP 12X20 WELLS)								\$962
QQ-4	4 DRAINS FROM FOOD WELLS, PLUMBED TO COMMON VALVE (ESP 12X20 WELLS)								\$1,191
QQ-5	5 DRAINS FROM FOOD WELLS, PLUMBED TO COMMON VALVE (ESP 12X20 WELLS)								\$1,472
QQ-6	6 DRAINS FROM FOOD WELLS, PLUMBED TO COMMON VALVE (ESP 12X20 WELLS)								\$2,021
ST	STAINLESS STEEL TRIM STRIP EACH (SHELLEYSTEEL ONLY)								\$202
SW-6	(6) SILVERWARE CUTOUTS W/PLASTIC BINS (KCS/SCS & KCTS/SCTS ONLY)								\$693
SW-8	(8) SILVERWARE CUTOUTS W/PLASTIC BINS (KCS/SCS & KCTS/SCTS ONLY)								\$827
SW8-P1	(8) SILVERWARE CUTOUTS W/ PLASTIC BINS AND (1) 1/3 X 6" DEEP PAN (KCS/SCS & KCTS/SCTS ONLY)								\$1,111
SW10	(10) SILVERWARE CUTOUTS W/PLASTIC BINS (KCS/SCS & KCTS/SCTS ONLY)								\$928
U	14" X 30" STAINLESS STEEL END DROP SHELF EACH								\$611
UU	MOLDED FIBERGLASS TRIM STRIP EACH (SHELLEYGLAS ONLY)								\$381
V	ADJUSTABLE STAINLESS STEEL BULLET FEET (SUPPLIED FOR BASE)								N/C
W	THREE PHASE ELECTRICAL SYSTEM (HEATED COUNTERS ONLY)								\$785
	LAMINATE EXTERIOR BASE FINISH FOR STANDARD LAMINATE CHOICES. HIGH END LAMINATES SPECIAL RATES APPLY. FOR QUESTIONS ON WHAT CHOICES QUALIFY AS A STANDARD CONSULT WITH FACTORY (SHELLEYSTEEL ONLY)								N/C

SHELLEYSTEEL/SHELLEYGLAS OVERSTRUCTURE ACCESSORIES

**ADD LENGTH OF BASE MODEL TO END OF LETTER FOR ACCESSORY		-28	-36	-50	-60	-74	-96
G	SINGLE SERVICE GLASS FRONT COUNTER PROTECTOR	\$1,215	\$1,289	\$1,482	\$1,770	\$2,131	\$2,442
H	TWO-TIER SINGLE SERVICE DISPLAY W/GLASS SHELVES & SNEEZE GUARD	\$1,680	\$1,971	\$2,652	\$3,157	\$3,858	\$4,309
HD	DOUBLE SERVICE TWO-TIER DISPLAY WITH SNEEZE GUARD	\$2,267	\$2,481	\$3,117	\$3,881	\$4,628	\$5,562
I	THREE-TIER SINGLE SERVICE DISPLAY W/GLASS SHELVES & SNEEZE GUARD	\$3,318	\$3,658	\$4,414	\$4,695	\$5,568	\$6,904
J	12" WIDE STAINLESS STEEL OVERSHELF, SINGLE TIER	\$450	\$497	\$721	\$782	\$1,094	\$1,419
J2	12" WIDE STAINLESS STEEL OVERSHELF, TWO TIER	\$791	\$996	\$1,488	\$1,569	\$2,189	\$2,756
KD	DOUBLE SERVICE FLIP-UP SNEEZE GUARD	\$1,065	\$1,409	\$1,608	\$1,935	\$2,395	\$2,680
KS	SINGLE SERVICE FLIP-UP SNEEZE GUARD	\$770	\$984	\$1,200	\$1,406	\$1,747	\$1,860
L	FLUORESCENT LIGHT FIXTURE*	\$524	\$558	\$637	\$799	\$962	\$1,118
LED	LED LIGHT FIXTURE*	\$573	\$743	\$1,034	\$1,034	\$1,531	\$1,986
LI	INCANDESCENT LIGHT FIXTURE*	\$485	\$485	\$555	\$697	\$838	\$973
M	RADIANT HEAT LAMP W/ON-OFF SWITCH (FITS G, J, KS, KD)*	\$1,020	\$1,080	\$1,203	\$1,343	\$1,607	\$2,178
* INCLUSION OF THESE OPTIONS WILL ALTER THE ELECTRICAL SPECIFICATIONS OF UNIT.							

**FOR FLEXISHIELD FOOD SHIELD OPTIONS SEE PAGE 64

SHELLEYSTEEL/SHELLEYGLAS EQUIPMENT ACCESSORIES


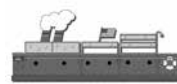
Special Modifications (available on all equipment except where noted)

Accessory	Description	List Price
SG1	Backsplash	
	A. 2" x 4" backsplash return on end	\$407
	B. 2" x 4" high backsplash (per foot; 3' minimum)	\$436
SG3	Deck Mounted Outlets	\$925
SG5	Dry Storage Compartments	
	A. Single door	\$1,747
	B. Double door	\$2,377
	C. Sliding door on base (36" & 50")	\$1,217
	D. Sliding door on base (74" & 96")	\$2,201
	E. Intermediate Shelf, Adjustable (60" max shelf length)	\$874
SG6	Fan Assist Package (Refrigerated cold pans)	\$808
SG7	Ferruled Holes	
	B. 1" diameter (each)	\$65
	C. 2" diameter (each)	\$66
	D. 3" diameter (each)	\$65
SG8	Heated Interior Sections	
	A. Single door with pan slides 15.62" long	\$2,050
	B. Single door with pan slides 28.62" long	\$3,878
SG9	Mechanical Access Doors to Interior	
	A. Single door	\$1,036
	B. Double door	\$1,396
	C. Single louver door	\$1,227
SG10	Highlight Finish top edge of unit each unit	\$725
SG11	Modify Standard Height Modify height of unit to height 28", 30", 32", 34" & 36" (only)	N/C
SG12	Shelleyglas Custom lengths	
	SG12-36 (28" - 36" base length)	\$2,179
	SG12-50 (37" - 50" base length)	\$2,365
	SG12-60 (51" - 60" base length)	\$2,429
	SG12-74 (61" - 74" base length)	\$2,550
	SG12-96 (75" - 96" base length)	\$3,086
	SG12-138 (97" - 138" base length)	\$3,974
SG14	Modify Standard Top Depth	
	A-28. 1" to 6"	\$364
	A-36. 1" to 6"	\$364
	A-50. 1" to 6"	\$364
	A-60. 1" to 6"	\$602
	A-74. 1" to 6"	\$725
	A-96. 1" to 6"	\$972
	B-28. 7" to 12"	\$607
	B-36. 7" to 12"	\$607
	B-50. 7" to 12"	\$822
	B-60. 7" to 12"	\$1,026
	B-74. 7" to 12"	\$1,231
	B-96. 7" to 12"	\$1,639
SG15	Paper Cup Dispenser Specify cup manufacturer and rim diameter	\$576
SG16	Pizza Pan Insert	\$478
SG17	Powder Coating (Price per linear inch)	
	A. G Style counter protector	\$11
	B. H Style counter protector	\$18
	C. HD Style counter protector	\$27
	D. I Style counter protector	\$36
	E. KD Style sneeze guard	\$12
	F. KS Style sneeze guard	\$8
	G. Shelley canopy	\$17

SHELLEYSTEEL/SHELLEYGLAS EQUIPMENT ACCESSORIES

Special Modifications (available on all equipment except where noted)

Accessory	Description	List Price
SG17H	Powder Coat Louver Each	\$395
SG18	Push/Pull Handles Stainless steel	\$389
SG19	Heated Tops	
	A. 17.12" x 25.12" recessed 1"	\$1,906
	B. 20.12" x 26.26" recessed 1"	\$2,112
	C. 25.12" x 35.25" recessed 1"	\$3,814
	D. 17.12" x 25.12" flat heated	\$1,906
	E. 20.12" x 26.26" flat heated	\$2,112
	F. 25.12" x 35.25" flat heated	\$3,814
SG20P	Refrigerated Understorage Only fits in 60" or longer units, single door	
	AV. With 1/4 h.p. condensing unit	\$6,016
	BV. Without condensing unit when added to self-contained KCSC or SCSC models	\$4,232
SG21	A. Soup Wells 10.5" diameter, with control panel	\$1,277
	B. Soup Wells 8.5" diameter, with control panel	\$1,157
SG22	Slanted Overshelves	
	A. Single (per foot; 3' minimum)	\$899
	B. Double (per foot; 3' minimum)	\$2,229
SG23	Toe Plates Stainless steel (3' minimum)	\$276
SG23B	Extended Sides (3' minimum)	\$278
SG24	Tray Slides 12" wide laminated fold-down style (per foot; add to tray slide price)	\$332
SG24B	Tray Slides Extend 12" Stainless steel V fold down tray slide	
	(per inch, add to tray slide price)	\$16
SG24C	Tray Slides Extend 10" three bar tubular fold down tray slide	
	(per inch, add to tray slide price)	\$12
SG25	Canopy and accessories	
	A. Dome style	\$45
	B. Peak style	\$64
	C. Bus style	\$32
	D. Stationary frame	\$1,171
	E. Adjustable (tube in tube) frame	\$2,199
	F. 3" letters	\$26
	G. 2" or 3" stripe on canopy	\$26
SG26	Bus theme, includes, wheels, lights, windshield wipers, striping, license plate, fenders and doors only (does not include canopy, trim strips, lettering or over structure).	
	A. Single side only	\$4,674
	B. Dual sided bus	\$6,091
SG27	Boat theme, includes smoke stack with smoke, bow piece, flag, anchor, bell, and name plate (does not include waves, trim stripes or portholes).	
	A. Basic package single/dual	\$6,194
	B. Portholes	\$152
	C. Wave kick plates (per linear inch)	\$23
SG28	Train/Circus Train theme, includes smoke stack, engine wheels with piston, cow catcher, cab over shelf, bell, and headlight (does not include wheels for following cars, circus animals, canopy, lettering).	
	A. Single side only	\$8,431
	B. Dual side train engine	\$9,883
	C. Circus animals	\$485
	D. Balloons, set of three in cluster	\$166
	E. Set of two wheels per side for following cars	\$226
SG29	Rocket theme, includes nose cone, graphics, and tail wing (does not include trim strips).	
	A. Single side only	\$6,304
	B. Dual sided rocket	\$7,651
SG30	Standoff Decor Panel, 18"x18" Shelleyglas/Shelleysteel	Contact Factory



Other custom theme packages available upon request, please contact factory for special pricing

SHELLEYSTEEL/SHELLEYGLAS EQUIPMENT ACCESSORIES

Special Modifications (available on all equipment except where noted)

Accessory	Description	List Price
SG31	Standoff Decor Panel, Flexible size Shelleyglas/Shelleysteel/Concepts	Contact Factory
SG32	Shelley Wing Wall (per linear foot)	\$257
SG32A	Tempered Glass in Lieu of Standard, Single Tier	\$590
SG32B	Tempered Glass in Lieu of Standard, Double Tier	\$682
SG32C	3" adjustable height caster, 3" adjustable (set of 4)	\$590
SG33	Recessed Wells for 18" x 26" Sheet Pan	
	A. Shelleyglass 36"	\$742
	B. Shelleyglass 50"	\$974
	C. Shelleyglass 62"	\$2,872
	D. Shelleyglass 76"	\$3,224
	E. Shelleyglass 96"	\$1,672
	F. Shelleysteel 36"	\$742
	G. Shelleysteel 50"	\$974
	H. Shelleysteel 62"	\$1,209
	I. Shelleysteel 76"	\$1,440
	J. Shelleysteel 96"	\$1,672
SG34A	Cash Drawer Insert	\$285
SG34B	Cash Counter Tubular Foot Rest	\$120
SG35	Frost Top Grate (per foot with 1 ft minimum)	\$128
SG36	Shelley Correctional Package	\$1,577
TE	Top extensions (added to base as flat top area)	
TE option should only be used for standard length units. Please contact the factory for custom length pricing.		
	TE8. 8" extension	\$235
	TE10. 10" extension	\$409
	TE14. 14" extension	\$628
	TE22. 22" extension	\$866
	TE24. 24" extension	\$1,114
	TE32. 32" extension	\$1,596
	TE36. 36" extension	\$1,596
	TE38. 38" extension	\$1,703
ESP	Energy savings power hot food well - per well (standard without drains)	\$291
LH	Narrow Halogen Heatlamp, 18" Minimum length	\$556
LHX	Narrow Halogen Heatlamp with Xenon Lights, 18" Minimum length	\$407
LX	Narrow Xenon Display Lights, 18" Minimum length	\$296
Spacer Options		
The spacer option (wainscot) includes top, interlocks and legs. Please specify fiberglass, stainless steel or laminate when ordering.		
	KSPC. Fiberglass spacer	\$29
	SSPC. Stainless steel spacer	\$23
	LSPC. Laminate spacer	\$26
Power Pole Options		
	PP21-30. 120/208 volt, 3-phase, 30 amp pole	\$436
	PP14-50. Locking 120/208 volt, single-phase, 50 amp pole	\$863

200P/300P

Drop-In Freezers, Water Stations, and Ice Chests

N8000 - Ice Cooled Cold Pans

N8100P - Drop-In Cold Pans

N8200P - Frost Tops

8100EFP - LiquiTec® Refrigerated Cold Pans

N8600P - Combination Hot/Cold Wells

N8700 - Heated Food Wells

N8800 - Single Tank Hot Food Wells

N8000N - Narrow Line Drop Ins

DIS - Drop-In Dish Dispensers

CD and ND

Drop-In Cup, Napkin and Tray Dispensers

LT- Drop-In Tray and Rack Dispensers



200 SERIES - FREEZERS, WATER STATIONS, UNDERCOUNTER SINK AND FAUCETS 300 SERIES - ICE CHEST AND GLASS FILLER

Product Information

N225P-N227P SERIES ONLY

- 18-gauge stainless steel top construction
- 26.81" overall height
- Die stamped top opening with raised edge
- High-density polyurethane foam throughout unit
- Freezer tank is constructed of 2BF with large cleanout radii
- Mechanically cooled 0° to 5° tank storage temperatures meeting NSF and UL requirements
- Folding removable cover with black rubber external handle for easy grip
- 9' cord and plug
- Durable 16-gauge compressor cage
- Environmentally friendly R290 refrigerant
- Electronic temperature controls
- Non-marring press fit gasket
- Stainless steel louver sent loose for field installation
- Suitable for ice cream storage.

240 SERIES ONLY

- 20-gauge stainless steel top and body
- One piece stainless lift off cover with handle
- Stainless steel interior liner with coved corners
- 1" diameter drain plumbed out the bottom
- High-density polyurethane foam throughout unit

203/305 SERIES ONLY

- 20-gauge stainless steel top with raised die stamped opening
- Galvanized exterior body
- One piece stainless lift off cover with handle
- 1" diameter drain plumbed out the bottom
- High-density polyurethane foam throughout unit
- 305: ABS plastic interior line with coved corners
- 203: stainless steel interior liner with coved corners

204 SERIES ONLY

- 18-gauge stainless steel top with raised die stamped opening
- One piece stainless lift off cover with handle
- ABS plastic interior liner with coved corners
- 1" diameter drain plumbed out the bottom
- High-density polyurethane foam throughout unit
- Exterior tank is made of galvanized steel
- Glass filler is 9.5" high, over a die stamped drain opening fitted with chrome plated wire strainer

307 SERIES ONLY

- Glass filler is 9.5" high, over a die stamped drain opening fitted with chrome plated wire strainer

ALL UNITS:

- One year parts and labor standard warranty. Additional warranties available



N227P



204

Specifications and Prices

MODEL NUMBER	L	OVERALL D	H	CUTOUT SIZE	CABINET CAPACITY	H.P.	AMP	VOLTS	NEMA PLUG	SHIP WEIGHT	FREIGHT CLASS	LIST PRICE
DROP-IN FREEZERS												
N225P	17.06"	27.41"	26.75"	26.62" x 16.12"	6 gal.	0.20	1.8	115	5-15P	115	92.5	\$5,454
N227P	30.58"	27.41"	26.75"	26.62" x 29.62"	12 gal.	0.25	2.9	115	5-15P	191	92.5	\$7,070

MODEL NUMBER	DESCRIPTION	L	OVERALL D	H	CUTOUT SIZE	ICE CAPACITY	SHIP WEIGHT	FREIGHT CLASS	LIST PRICE
WATER STATIONS AND ICE STORAGE									
203	ice chest	20.50"	20.50"	23.25"	19.25" x 19.25"	90 lbs.	52	85	\$1,984
204	water & ice station	24"	21"	22.6"	21" x 17.75"	45 lbs.	47.5	85	\$2,023
204-P	water & ice station	24"	21"	26.35"	21" x 17.75"	45 lbs.	47.5	85	\$2,386
240	ice chest with cover	21"	17.5"	17"	—	75 lbs.	36	85	\$2,418
240P	ice chest with cover	21"	17.5"	17"	—	75 lbs.	36	85	\$2,548
305	ice chest with cover	21.25"	15.25"	13"	17.75" x 12.5"	45 lbs.	18	85	\$1,190
307	glass filler	12"	12"	9.5"	—	—	7	85	\$692
307-P	pitcher filler	12"	12"	13.25"	—	—	7	85	\$1,053

Drop-in accessories and modifications can be found on page 98.



240

DROP-INS/BUILT-INS

N8000 SERIES - ICE COOLED COLD PANS

N8100BP SERIES - MECHANICALLY COOLED COLD PANS

N8000N SERIES - NARROW ICE COOLED COLD PANS

N8100NP SERIES - NARROW MECHANICALLY COOLED COLD PANS



N8156BP

Product Information

N8000 SERIES ONLY

- 20-gauge stainless steel top construction
- 2 BF stainless steel interior liner
- Sectional removable perforated bottoms
- Adapter bars are provided standard for 12" x 20" openings
- Standard 1" plastic drain
- High density polyurethane foam insulation throughout unit
- Galvanized exterior body
- Custom sizes available
- Non-marring press fit top gasket is supplied standard
- NSF-2 certified
- One year parts and labor standard warranty. Additional warranties available

N8100BP/8100NBP SERIES ONLY

- 20-gauge stainless steel top construction
- 2 BF stainless steel interior liner wrapped and spot clipped with refrigeration lines; thermal transfer compound is applied for superior cooling
- V-stamped pan rest recessed 2"
- Mechanically cooled system
- Adapter bars are provided standard for

- 12" x 20" openings
- Standard 1" plastic drain
- High density polyurethane foam insulation throughout unit
- Galvanized exterior body
- Non-marring press fit top gasket is supplied standard
- NSF-7 certified
- Condensing unit is suspended below on a 16-gauge galvanized frame
- R290 refrigerant
- 8' cord is standard
- Stainless steel louver is provided for field installation
- Custom sizes available
- One year parts and labor standard warranty. Additional warranties available

Specifications and Prices

MODEL NUMBER	OVERALL			12 X 20 PANS HELD	CUTOUT SIZE	H.P.	AMP	VOLTS	NEMA PLUG	SHIP WEIGHT	FREIGHT CLASS	LIST PRICE
	L	D	H									
ICE COOLED COLD PANS <small>8" pan depth Adapter bars and perforated bottoms standard</small>												
N8018	18"	26"	10.75"	1	17" X 25"	N/A	N/A	N/A	N/A	38	85	\$1,839
N8030	30.75"	26"	10.75"	2	29.75" X 25"	N/A	N/A	N/A	N/A	84	85	\$2,033
N8043	43.5"	26"	10.75"	3	42.50" X 25"	N/A	N/A	N/A	N/A	110	85	\$2,339
N8056	56.25"	26"	10.75"	4	55.25" X 25"	N/A	N/A	N/A	N/A	139	85	\$2,732
N8069	69"	26"	10.75"	5	68" X 25"	N/A	N/A	N/A	N/A	160	85	\$3,052
N8081	81.75"	26"	10.75"	6	80.75" X 25"	N/A	N/A	N/A	N/A	197	85	\$3,600
MECHANICALLY COOLED PANS <small>8" pan depth Adapter bars standard</small>												
N8118BP	18"	26"	21.87"	1	17" X 25"	1/6	2	115	5-15P	100	85	\$4,983
N8130BP	30.75"	26"	21.87"	2	29.75" X 25"	1/6	2	115	5-15P	140	85	\$5,317
N8143BP	43.5"	26"	21.87"	3	42.50" X 25"	2/7	3.1	115	5-15P	173	85	\$5,781
N8156BP	56.25"	26"	21.87"	4	55.25" x 25"	2/7	3.1	115	5-15P	205	85	\$6,212
N8169BP	69"	26"	21.87"	5	68" x 25"	2/7	3.1	115	5-15P	225	85	\$6,756
N8181BP	81.75"	26"	21.87"	6	80.75" x 25"	1/3	4.6	115	5-15P	258	85	\$7,506
NARROW LINE DROP-INS												
Ice cooled cold pans												
N8046N	46.75"	18"	10.75"	2	45.75" x 17"	N/A	N/A	N/A	N/A	100	85	\$2,033
N8068N	67.5"	18"	10.75"	3	66.5" x 17"	N/A	N/A	N/A	N/A	120	85	\$2,339
NARROW LINE DROP-INS												
Mechanically cooled cold pans												
N8146NBP	46.75"	18"	21.81"	2	45.75" x 17"	1/6	2	115	5-15P	175	85	\$5,476
N8168NBP	67.50"	18"	21.81"	3	66.5" x 17"	1/6	2	115	5-15P	240	85	\$5,955

Drop-in accessories and modifications can be found on page 98.

8100-EFP SERIES - LIQUITEC® REFRIGERATED COLD PANS N8100-FA SERIES - FORCED AIR COLD PANS

Product Information

8100-EFP SERIES ONLY

- 18-gauge stainless steel top construction
- 2BF stainless steel liner wrapped and spot clipped with refrigeration lines; thermal transfer compound is applied for superior cooling
- Mechanically cooled system
- Flush mounted die stamped drawn 12" x 20" individual 20-gauge wells
- Wells to be depressed slightly into the top to hold condensation
- Standard 1/2" stainless steel drain
- High density polyurethane foam insulation throughout unit
- Galvanized exterior body
- Thermostatic temperature with OFF position and expansion valve standard
- Non-marring press fit top gasket is supplied standard
- NSF7 certified
- Condensing unit is suspended below on a 16-gauge galvanized frame
- Environmentally friendly R290 refrigerant
- 8' cord is standard
- Stainless steel louver is provided standard for field installation
- "EFN" slimline models run 12" x 20" well left to right instead of front to back
- One year parts and labor standard warranty.

Additional warranties available

N8100-FA SERIES ONLY

- 20-gauge stainless steel top construction
- 2BF stainless steel liner kinked to drain
- Stainless steel pan holds product flush with top
- Air curtain system with evaporator coil and fan package located below false bottom. Air movement over product maintains NSF7 requirements
- Standard 1" plastic drain
- High density polyurethane foam insulation throughout unit
- Galvanized exterior body
- On/off switch with pressure control, and expansion valve standard
- Non-marring press fit top gasket is supplied standard
- NSF7 certified
- Condensing unit is suspended below on a 16-gauge galvanized frame
- Environmentally friendly R290 refrigerant
- 8' cord is standard
- Stainless steel louver is provided standard for field installation
- Air curtain assembly is removable without tools for easy cleaning
- * Remote refrigeration not available on FA series



8145-EFP



N8131-FA

Specifications and Prices

MODEL NUMBER	L	OVERALL D	H	CUTOUT SIZE	12 x 20 PANS HELD	AMPS	H.P.	VOLTS	NEMA PLUG	SHIP WEIGHT	FREIGHT CLASS	LIST PRICE
LiquiTec® EUTECTIC FLUID REFRIGERATED COLD PANS												
8118-EFP	18.20"	26"	23.25"	17" x 25"	1	2.4	1/5	115	5-15P	169	85	\$6,617
8132-EFP	31.76"	26"	23.25"	30.75" x 25"	2	2.4	1/5	115	5-15P	215	85	\$7,289
8145-EFP	45.32"	26"	23.25"	44.25" x 25"	3	3.7	1/4	115	5-15P	265	85	\$7,927
8159-EFP	58.88"	26"	23.25"	57.87" x 25"	4	3.7	1/4	115	5-15P	285	85	\$8,511
8172-EFP	72.44"	26"	23.25"	71.5" x 25"	5	4.8	1/3	115	5-15P	295	85	\$9,260
8186-EFP	86"	26"	23.25"	85.0" x 25"	6	4.8	1/3	115	5-15P	394	85	\$10,002

MODEL NUMBER	L	OVERALL D	H	CUTOUT SIZE	12 x 20 PANS HELD	AMPS	H.P.	VOLTS	NEMA PLUG	SHIP WEIGHT	FREIGHT CLASS	LIST PRICE
LiquiTec® SLIM LINE EUTECTIC FLUID REFRIGERATED COLD PANS												
8148-EFNP	47.66"	18"	23.25"	46.88" x 17.25"	2	2.4	1/5	115	5-15P	235	85	\$7,775
8169-EFNP	69.22"	18"	23.25"	68.50" x 17.25"	3	2.4	1/4	115	5-15P	285	85	\$9,340
8191-EFNP	90.78"	18"	23.25"	90" x 17.25"	4	3.7	1/4	115	5-15P	295	85	\$10,080

MODEL NUMBER	L	OVERALL D	H	12 x 20 PANS HELD	CUTOUT SIZE	H.P.	AMP	VOLTS	NEMA PLUG	SHIP WEIGHT	FREIGHT CLASS	LIST PRICE
FORCED AIR DROP-IN MECHANICALLY COOLED PANS												
N8131-FA	31.25"	26.67"	28.62"	2	30.25" x 25.50"	1/4	7.8	115	5-15P	220	85	\$8,012
N8144-FA	44"	26.67"	28.62"	3	43.00" x 25.50"	1/2	9.2	115	5-15P	267	85	\$8,683
N8157-FA	56.75"	26.67"	28.62"	4	55.75" x 25.50"	1/2	9.2	115	5-15P	310	85	\$9,126
N8169-FA	69.5"	26.67"	28.62"	5	68.50" x 25.50"	3/4	14.8	115	5-20P	365	85	\$9,571
N8182-FA	82.25"	26.67"	28.62"	6	81.25" x 25.50"	3/4	14.8	115	5-20P	406	85	\$10,243

Drop-in accessories and modifications can be found on page 98.

N8200P SERIES - FROST TOPS

N8200GP SERIES - GRANITE COLD SLAB

N8200-STP SERIES - SHEET PAN FROST TOPS

Product Information

N8200P SERIES ONLY

- 18-gauge stainless steel top construction
- Top has integral drain trough and 2.00" overhang around perimeter
- Top is elevated 1.68" above counter surface and angles approximately 45° into the trough
- The bottom interior of the top is serpentine wrapped, taped, then foamed with high density polyurethane foam insulation.
- Exterior body is galvanized steel
- Condensing unit is suspended below on a 16-gauge galvanized frame
- Environmentally friendly R290 refrigerant
- 8' cord is standard
- Stainless steel louver is provided standard for field installation
- Custom sizes available
- Standard 1/2" stainless steel tubing drain
- Unit is equipped with an on/off switch
- Non-marring press fit top gasket is supplied standard
- NSF certified

N8200-STP SERIES ONLY

- Recessed stainless steel top with full perimeter drain trough and 1/2" drain

N8200GP SERIES ONLY

- 14-gauge stainless steel top with "Absolute Black" granite
- Thermal transfer compound installed between stainless steel and granite top
- Top has integral drain trough 1.5" deep around perimeter
- Top is elevated 1.25" above counter surface
- Unit foamed with high density polyurethane insulation
- Exterior body is galvanized steel
- Condensing unit is suspended below on a 16-gauge galvanized steel frame
- Environmentally friendly R290 refrigerant
- 8' cord is standard
- Stainless steel louver is provided standard for field installation
- Standard 3/4" stainless steel drain
- Unit is equipped with an ON/OFF switch
- NSF certified

ALL UNITS

- One year parts and labor standard warranty. Additional warranties available

Specifications and Prices

MODEL NUMBER	L	OVERALL D	H	12 x 20 PANS HELD	CUTOUT SIZE	H.P.	AMP	VOLTS	NEMA PLUG	SHIP WEIGHT	FREIGHT CLASS	LIST PRICE
FROST TOPS												
N8231P	31.75"	26"	15.75"	—	30.75" x 25"	1/5	2.4	115	5-15P	142	85	\$5,672
N8245P	45.63"	26"	15.75"	—	44.63" x 25"	1/5	2.4	115	5-15P	168	85	\$5,895
N8259P	59.5"	26"	15.75"	—	58.50" x 25"	1/4	3.7	115	5-15P	193	85	\$6,393
N8273P	73.38"	26"	15.75"	—	72.38" x 25"	1/4	3.7	115	5-15P	209	85	\$6,838
N8287P	87.25"	26"	15.75"	—	86.25" x 25"	1/3	4.8	115	5-15P	239	85	\$7,534

MODEL NUMBER	L	OVERALL D	H	12 x 20 PANS HELD	CUTOUT SIZE	H.P.	AMP	VOLTS	NEMA PLUG	SHIP WEIGHT	FREIGHT CLASS	LIST PRICE
GRANITE COLD SLAB												
N8231GP	31.75"	25.87"	19"	—	30.75" x 25"	1/5	2.4	115	5-15P	227	85	\$7,865
N8245GP	45.63"	25.87"	19"	—	44.63" x 25"	1/4	3.7	115	5-15P	330	85	\$8,942
N8259GP	59.5"	25.87"	19"	—	58.50" x 25"	1/3	4.8	115	5-15P	433	85	\$10,628
N8273GP	73.38"	25.87"	19"	—	72.38" x 25"	1/3	4.8	115	5-15P	536	85	\$11,628

MODEL NUMBER	L	OVERALL D	H	18 x 26 PANS HELD	CUTOUT SIZE	H.P.	AMP	VOLTS	NEMA PLUG	SHIP WEIGHT	FREIGHT CLASS	LIST PRICE
FROST TOPS - Sheet pan												
N8230-STP	29.60"	22"	15.70"	1-Long left to right	28.60" x 21.10"	1/5	2.4	115	5-15P	142	85	\$5,914
N8240-STP	39.70"	29.60"	15.70"	2 Tall left to right	38.60" x 28.75"	1/4	3.7	115	5-15P	168	85	\$5,957
N8256-STP	55.60"	22"	15.70"	2-Long left to right	54.60" x 21.10"	1/5	2.4	115	5-15P	193	85	\$6,634
N8258-STP	57.60"	29.60"	15.70"	3-Tall left to right	56.60" x 28.75"	1/4	3.7	115	5-15P	209	85	\$7,080
N8275-STP	75.50"	29.60"	15.70"	4-Tall left to right	74.50" x 28.75"	1/3	4.8	115	5-15P	239	85	\$7,775

Drop-in accessories and modifications can be found on page 98.

N8600P SERIES - COMBINATION HOT/COLD WELLS N8800 SERIES - SINGLE TANK HOT FOOD WELLS

Product Information

N8600P SERIES ONLY

- Dual temp hot or cold operation
- 20-gauge stainless steel top construction
- Single "wet only" well with immersion heater(s) and 1" stainless steel drain
- Adapter bars standard to accommodate 12"x20" pans
- Remote control panel with 3-way Hot/Off/Cold power switch and thermostatic control for hot operation
- Thermostat for cold operation located by condensing unit
- Non-marring press fit top gasket is supplied standard
- High density polyurethane foam insulation throughout unit
- Stainless steel liner wrapped with spot clipped refrigeration lines; thermal transfer compound applied for superior cooling
- Galvanized exterior body
- Condensing unit suspended below on a 16-gauge galvanized frame
- R290 refrigeration system with thermostatic

expansion valve

- Unit must be hard wired in field
- Stainless steel louver is provided standard for field installation

N8800 SERIES ONLY

- Adapter bars provided standard to accommodate 12" x 20" pans
- Single wet only well 8" deep made of 316 series stainless kinked to stainless 1" drain
- Single thermostatic temperature control wired to (1) main control panel with 2' of conduit and wire. Field install control panel at locations

ALL UNITS

- One year parts and labor standard warranty. Additional warranties available



N8656P



N8845

Specifications and Prices

MODEL NUMBER	OVERALL			12 x 20 PANS HELD	CUTOUT SIZE	H.P.	AMP	VOLTS	WATTS	NEMA PLUG	SHIP WEIGHT	FREIGHT CLASS	LIST PRICE
	L	D	H										
COMBINATION HOT/COLD FOOD WELLS <small>8" pan depth Pilot indicator lights included</small>													
N8630P	30.75"	26"	25.75"	2	29.75" x 25"	1/5	25.0	120	3000	N/A	164	85	\$9,817
N8643P	43.5"	26"	25.75"	3	42.50" x 25"	1/5	21.0	120/240	5000	N/A	198	85	\$10,323
N8656P	56.25"	26"	25.75"	4	55.25" x 25"	1/4	21.0	120/240	5000	N/A	233	85	\$11,304
N8669P	69"	26"	25.75"	5	68" x 25"	1/4	42.0	120/240	10000	N/A	266	85	\$12,196
N8681P	81.75"	26"	25.75"	6	80.75" x 25"	1/3	42.0	120/240	10000	N/A	301	85	\$13,599
SINGLE TANK HOT FOOD WELLS <small>6" pan depth Pilot light included</small>													
N8831	31.75"	26"	11"	2	30.75" x 25"	N/A	17.0	120	2000	N/A	100	92.5	\$2,720
N8845	45.63"	26"	11"	3	44.63" x 25"	N/A	15/16	208-230	3000/3600	N/A	136	92.5	\$3,191
N8859	59.5"	26"	11"	4	58.5" x 25"	N/A	20/22	208-230	4000/4800	N/A	158	92.5	\$3,615
N8873	73.38"	26"	11"	5	72.38" x 25"	N/A	24/27	208-230	5000/6000	N/A	195	92.5	\$4,167
N8887	87.25"	26"	11"	6	86.25" x 25"	N/A	29/32	208-230	6000/7200	N/A	224	92.5	\$4,671

Drop-in accessories and modifications can be found on page 98.

DROP-INS/BUILT-INS

N8700 SERIES - HEATED FOOD WELLS

N8700N SERIES - INDIVIDUALLY HEATED NARROW FOOD WELLS



N8787-D

Product Information

N8700ND SERIES ONLY

- Top is constructed of 18-gauge stainless steel
- Flush mounted die stamped drawn 12" x 20" individual 20-gauge wells
- Wells to be depressed slightly into the top to hold in condensation
- Standard 1/2" stainless steel drain(s)
- Non-marring press fit top gasket is supplied standard
- Must be hard wired in the field
- Wet and dry operation
- 11.87" x 19.87" single hot food wells are manifolded together standard to one main gate valve
- Unit shall be insulated on all sides with 1" of fiberglass and bottom to have 2" of fiberfrax blanket insulation
- Individual infinite temperature controls standard wired to one main control panel with 4' of conduit and wire. Field install control panel at location
- Galvanized exterior body

N8700N SERIES ONLY

- Top is constructed of 18-gauge stainless steel
- Flush mounted die stamped drawn 12" x 20" individual 20-gauge wells
- Wells to be depressed slightly into the top to hold in condensation
- Standard 1/2" stainless steel drain(s)
- Non-marring press fit top gasket is supplied

standard

- Must be hard wired in the field
- Wet and dry operation
- 11.87" x 19.87" single hot food wells are manifolded together standard to one main gate valve
- Unit shall be insulated on all sides with 1" of fiberglass and bottom to have 2" of fiberfrax blanket insulation
- Individual infinite temperature controls standard wired to one main control panel with 4' of conduit and wire. Field install control panel at location
- Galvanized exterior body

ALL UNITS

- One year parts and labor standard warranty. Additional warranties available

Specifications and Prices

MODEL NUMBER	OVERALL			12 x 20 PANS HELD	CUTOUT SIZE	H.P.	AMP	VOLTS	WATTS	NEMA PLUG	SHIP WEIGHT	FREIGHT CLASS	LIST PRICE
	L	D	H										
INDIVIDUALLY HEATED FOOD WELLS (with drains and manifold 6" pan depth)													
<i>Pilot lights included 208-230 volt system</i>													
N8717-D	17.88"	26"	9.5"	1	16.88" x 25"	—	8.3	120	1000	N/A	41	85	\$2,002
N8731-D	31.75"	26"	9.5"	2	30.75" x 25"	—	16.6	120	2000	N/A	99	85	\$3,147
N8745-D	45.63"	26"	9.5"	3	44.62" x 25"	—	15.0/16.0	208/230	3000/4000	N/A	134	85	\$4,331
N8759-D	59.5"	26"	9.5"	4	58.5" x 25"	—	20.0/22.0	208/230	4000/4800	N/A	166	85	\$5,633
N8773-D	73.38"	26"	9.5"	5	72.37" x 25"	—	24.0/27.0	208/230	5000/6000	N/A	186	85	\$7,136
N8787-D	87.25"	26"	9.5"	6	86.25" x 25"	—	29.0/32.0	208/230	6000/7200	N/A	236	85	\$8,508
INDIVIDUALLY HEATED NARROW FOOD WELLS WITH DRAINS													
N8746ND	45.61"	15.87"	9.5"	2	44.62" x 15"	N/A	17.0	120	2000	N/A	100	85	\$3,147
N8768ND	67.48"	15.87"	9.5"	3	66.50" x 15"	N/A	15/16	208-230	3000/3600	N/A	130	85	\$4,460
INDIVIDUALLY HEATED NARROW FOOD WELLS WITHOUT DRAINS													
N8768N	67.48"	15.87"	9.5"	3	66.50" x 15"	N/A	15/16	208-230	3000/3600	N/A	130	85	\$4,124

N8700D - 14" overall height including drain connection.

Drop-in accessories and modifications can be found on page 98.

N8700-DESP SERIES -LOW WATT HOT FOOD WELLS

Product Information

- Energy Savings Power Hot Food Well
- Top is constructed of 18-gauge stainless steel
- Flush mounted die stamped drawn 12" x 20" individual 20-gauge wells
- Wells depressed slightly into the top to hold in condensation
- Standard 1/2" stainless steel drain(s)
- Non-marring press fit top gasket
- Must be hard wired in the field
- Wet and dry operation
- 11.87" x 19.87" single hot food wells are manifolded together standard to one main gate valve
- Unit shall be insulated on the bottom and all sides with 1" of fiberglass
- Individual digital temperature controls standard wired to one main control panel with 4' of conduit and wire. Field install control panel at location
- Galvanized exterior body
- One year parts and labor warranty



N8759-DESP

Specifications and Prices

MODEL NUMBER	OVERALL			12 x 20 PANS HELD	CUTOOUT SIZE	AMP	VOLTS	WATTS	NEMA PLUG	SHIP WEIGHT	FREIGHT CLASS	LIST PRICE
	L	D	H									
INDIVIDUALLY HEATED FOOD WELLS (with drains and manifold 6" pan depth)												
<i>Pilot lights included 208-230 volt system</i>												
N8717-DESP	17.89"	26"	9.5"	1	16.87" x 25"	2.4/2.7	208/230	500	N/A	41	85	\$2,429
N8731-DESP	31.76"	26"	9.5"	2	30.75" x 25"	4.8/5.4	208/230	1000	N/A	99	85	\$3,858
N8745-DESP	45.63"	26"	9.5"	3	44.62" x 25"	7.2/8.1	208/230	1500	N/A	134	85	\$5,414
N8759-DESP	59.5"	26"	9.5"	4	58.5" x 25"	9.6/10.8	208/230	2000	N/A	166	85	\$7,254
N8773-DESP	73.37"	26"	9.5"	5	72.37" x 25"	12.0/13.5	208/230	2500	N/A	186	85	\$8,921
N8787-DESP	87.24"	26"	9.5"	6	86.25" x 25"	14.4/16.2	208/230	3000	N/A	236	85	\$10,327

Drop-in accessories and modifications can be found on page 98.

N8000-R: DROP-IN RADIAL ICE COOLED COLD PAN

N8100-BRP: DROP-IN RADIAL MECHANICALLY COOLED COLD PAN

N8700-R: DROP-IN RADIAL HEATED ELECTRIC FOOD WELLS



N8094-R



N8194-BRP



N8794-R

Product Information

N8000-R UNITS ONLY

- NSF certified
- A stainless steel holding clip adjusts for pans
- Push-in perimeter gasket
- 1" drain standard
- High density foamed in place environmentally friendly, Kyoto Protocol Compliant, Non ODP (Ozone Depletion Potential), Non GWP (Global Warming Potential) polyurethane Keeps energy costs low
- Removable perforated, false bottom
- One year parts and labor standard warranty

N8100-BRP UNITS ONLY

- NSF-7 certified performance
- A stainless steel holding clip adjusts for pans
- High density foamed in place environmentally friendly, Kyoto Protocol Compliant, Non ODP (Ozone Depletion Potential), Non GWP (Global Warming Potential) polyurethane Keeps energy costs low
- Push-in perimeter gasket
- Stainless steel louver provided
- Environmentally friendly R290 refrigerant
- 1" drain standard

- Thermostat for temperature control
- One year parts and labor standard warranty

N8700-R UNITS ONLY

- Top is constructed of 18-gauge stainless steel
- Flush mounted die stamped drawn 12"x20" individual 20-gauge wells
- Wells depressed slightly into the top to hold condensation
- Standard 1/2" stainless steel drain(s)
- Non-marring press fit top gasket
- Must be hard wired in the field
- Wet and dry operation
- 11.87"x19.87" single hot food wells are manifolded together standard to one main gate valve
- Unit shall be insulated on all sides with 1" of fiberglass and bottom to have 2" of fiberfrax blanket insulation
- Individual infinite temperature controls standard wired to one main control panel with 4' of conduit and wire. Field install control panel at location
- Galvanized exterior body
- One year parts and labor standard warranty

Specifications and Prices

MODEL NUMBER	OVERALL			12"x20" PAN CAP.	SHIP WEIGHT	FREIGHT CLASS	LIST PRICE
	L	D	H				
Ice cooled curved drop-in							
N8044-R	40.48"	26.05"	10.77"	2	100 lbs.	85	\$2,068
N8059-R	57.22"	26.05"	10.77"	3	118 lbs.	85	\$2,376
N8076-R	73.68"	26.05"	10.77"	4	145 lbs.	85	\$2,775
N8094-R	89.89"	26.05"	10.77"	5	164 lbs.	85	\$3,102

MODEL NUMBER	OVERALL			12"x20" PAN CAP.	H.P.	AMP	BTU LOAD	VOLTS/HERTZ/PHASE	NEMA PLUG	SHIP WEIGHT	FREIGHT CLASS	LIST PRICE
	L	D	H									
Mechanically cooled curved drop-in												
N8144-BRP	40.48"	26.05"	10.77"	2	1/5	2.4	379	115/60/1	5-15P	161 lbs.	85	\$5,304
N8159-BRP	57.22"	26.05"	10.77"	3	1/4	3.7	569	115/60/1	5-15P	184 lbs.	85	\$6,299
N8176-BRP	73.68"	26.05"	10.77"	4	1/4	3.7	758	115/60/1	5-15P	233 lbs.	85	\$6,508
N8194-BRP	89.89"	26.05"	10.77"	5	1/4	3.7	948	115/60/1	5-15P	243 lbs.	85	\$7,506

MODEL NUMBER	OVERALL			12"x20" PAN CAP.	AMP	WATTS	VOLTS/HERTZ/PHASE	SHIP WEIGHT	FREIGHT CLASS	LIST PRICE
	L	D	H							
Heated curved drop ins										
N8744-R	40.48"	26.05"	9.08"	2	16.6	2000	120/60/1	99 lbs.	85	\$3,298
N8759-R	57.22"	26.05"	9.08"	3	15.0/16.0	3000/4000	208-230/60/1	134 lbs.	85	\$4,671
N8776-R	73.68"	26.05"	9.08"	4	20.0/22.0	4000/4800	208-230/60/1	166 lbs.	85	\$6,256
N8794-R	89.80"	26.05"	9.08"	5	24.0/27.0	5000/6000	208-230/60/1	186 lbs.	85	\$7,929

Drop-in accessories and modifications can be found on page 98.

Product Information

DIS SERIES ONLY

- Top flange and bottom brace to be 18-gauge stainless steel
- Vertical side channels to be 22-gauge stainless steel
- Flange, channels and bottom to be integrally welded
- Spring supports to be 14-gauge stainless steel
- Carrier head made of welded rods with a removable 18-gauge top plate
- Self-leveling mechanism, field adjustable by adding or removing springs
- High impact plastic guide posts mounted to flange
- One year parts and labor standard warranty. Additional warranties available

- Convection heating module and fan motor
- Air intake shall be filtered
- On/off switch and adjustable thermostat
- Outer 22-gauge stainless steel jacket
- QT- Shall have a stainless steel cover
- ET- Maintains temperatures between 120-140°F (49-60°C)
- QT- Maintains temperatures between 150-170°F (66-77°C)
- One year parts and labor standard warranty. Additional warranties available



DIS-1013ET
with optional adjustment rods

DIS-ET/QT SERIES ONLY

- 4' cord and plug

Specifications and Prices

MODEL NUMBER	FLANGE DIAMETER	HEIGHT	CUTOUT DIAMETER	DISH DIAMETER*	AMPS	VOLTS	NEMA PLUG	WATT	SHIP WEIGHT	FREIGHT CLASS	LIST PRICE
DROP-IN DISH DISPENSERS											
Unheated											
DIS-500	8.37"	27.38"	7.75"	3"-5"	N/A	N/A	N/A	N/A	7	100	\$717
DIS-575	9.12"	27.38"	8.5"	5"-5.75"	N/A	N/A	N/A	N/A	8	100	\$826
DIS-650	9.87"	27.38"	9.25"	5.75"-6.5"	N/A	N/A	N/A	N/A	9	100	\$870
DIS-725	10.62"	27.38"	10"	6.5"-7.25"	N/A	N/A	N/A	N/A	10	100	\$915
DIS-813	11.5"	27.38"	10.87"	7.25"-8.12"	N/A	N/A	N/A	N/A	11	100	\$959
DIS-913	12.5"	27.38"	11.87"	8.12"-9.12"	N/A	N/A	N/A	N/A	12	100	\$1,032
DIS-1013	13.5"	27.38"	12.87"	9.12"-10.12"	N/A	N/A	N/A	N/A	13	100	\$1,094
DIS-1200	15.37"	27.38"	14.75"	10.12"-12"	N/A	N/A	N/A	N/A	15	100	\$1,318
DIS-1450	17.87"	27.38"	17.25"	12"-14.5"	N/A	N/A	N/A	N/A	17	100	\$1,463
Even Temp heated dispensers											
DIS-500-ET	8.37"	27.38"	7.75"	3"-5"	5.5	120	5-15P	400	17	125	\$1,378
DIS-575-ET	9.12"	27.38"	8.5"	5"-5.75"	5.5	120	5-15P	400	17	125	\$1,463
DIS-650-ET	9.87"	27.38"	9.25"	5.75"-6.5"	5.5	120	5-15P	400	19	125	\$1,536
DIS-725-ET	10.62"	27.38"	10"	6.5"-7.25"	5.5	120	5-15P	400	21	125	\$1,668
DIS-813-ET	11.5"	27.38"	10.87"	7.25"-8.12"	5.5	120	5-15P	700	24	125	\$1,731
DIS-913-ET	12.5"	27.38"	11.87"	8.12"-9.12"	5.5	120	5-15P	700	25	125	\$1,864
DIS-1013-ET	13.5"	27.38"	12.87"	9.12"-10.12"	5.5	120	5-15P	700	27	125	\$1,938
DIS-1200-ET	15.37"	27.38"	14.75"	10.12"-12"	5.5	120	5-15P	700	32	125	\$2,184
DIS-1450-ET	17.87"	27.38"	17.25"	12"-14.5"	5.5	120	5-15P	700	37	125	\$2,339
Quick Temp heated dispensers											
DIS-813-QT	11.5"	27.38"	10.87"	7.25"-8.12"	5.5	120	5-15P	700	30	125	\$1,966
DIS-913-QT	12.5"	27.38"	11.87"	8.12"-9.12"	5.5	120	5-15P	700	32	125	\$2,223
DIS-1013-QT	13.5"	27.38"	12.87"	9.12"-10.12"	5.5	120	5-15P	700	34	125	\$2,329
DIS-1200-QT	15.37"	27.38"	14.75"	10.12"-12"	5.5	120	5-15P	700	37	125	\$2,541
DIS-1450-QT	17.87"	27.38"	17.25"	12"-14.5"	5.5	120	5-15P	700	41	125	\$2,590

Drop-in accessories and modifications can be found on page 98.

*Non-marring rods for oval dishes and diameter adjustment available as an option.

Note: Non-Marring Rods reduces allowable dish diameter by 1.25". Non-Marring Rods factory recommended for DIS-1200 with plate diameter of 10.13" - 10.75" and DIS-1450 with plate diameter of 12" - 13.25". Please consult with factory to confirm operational fit.



DIS-650

CD SERIES - CUP DISPENSERS

ND SERIES - NAPKIN DISPENSERS



CD

Product Information

CD SERIES ONLY

- Dispenser tube with support flange
- Elevating mechanism consists of stainless steel spring and three equally spaced stainless steel friction strips fastened to a stainless steel collar
- Two compression springs are provided; one for paper cups, and one for foam cups
- Dispenser capacities will vary depending on the style of cup

ND SERIES ONLY

- Top flange to be 18-gauge stainless steel
- Dispenser bottom to be 22-gauge stainless steel
- Dispenser body shall have four 22-gauge vertical angle guides integrally welded to the top flange and bottom
- Carrier head to be 22-gauge stainless steel
- Two extension springs support the carrier head
- Napkin cover to be 20-gauge stainless steel and

- snaps onto flange
- All models hold up to 500 paper napkins at an 18.00" stack height, capacity will vary
- Special heights available

ALL UNITS

- One year parts and labor standard warranty. Additional warranties available

Specifications and Prices

MODEL NUMBER	FLANGE DIAMETER	HEIGHT	CUTOUT DIAMETER	DISH DIAMETER	SHIP WEIGHT	FREIGHT CLASS	LIST PRICE	
DISPOSABLE CUP DISPENSERS								
CD	7.38"	24.5"	5.12"	2.5"-4.63"	15lbs.	100	\$453	
CD -SS	7.38"	24.5"	5.12"	2.5"-4.63"	15lbs.	100	\$1,129	
MODEL NUMBER	L	OVERALL D	H	CUTOUT DIMENSION	NAPKIN DIMENSIONS	SHIP WEIGHT	FREIGHT CLASS	LIST PRICE
NAPKIN DISPENSERS								
ND-45	7.62"	6"	24"	5.62"x 7"	4" x 5.37"	12	100	\$870
ND-47	9.37"	6.25"	24"	5.87"x 8.75"	4.25" x 7.12"	12	100	\$846
ND-48	10.25"	6.25"	24"	6.12"x 9.62"	4.5" x 8"	16	100	\$888
ND-57	9.25"	7.12"	24"	6.75"x 8.62"	5.12" x 7"	16	100	\$915
ND-59	11"	6.75"	24"	6.37"x 10.37"	4.75" x 8.75"	12	100	\$870
ND-67	9.37"	8.17"	24"	8.5"x 8.75"	6.87" x 7.12"	12	100	\$870

Drop-in accessories and modifications can be found on page 98.

LT SERIES - DROP IN TRAY AND RACK DISPENSERS

Product Information

LT SERIES ONLY

- Top flange and bottom support to be 16-gauge stainless steel
- Dispenser body shall have four 14-gauge uprights, reinforced with 14-gauge stainless steel angles
- Top flange, uprights and bottom support to be integrally welded
- Dispenser platform carrier shall be 18-gauge stainless steel and removable for cleaning
- Self-leveling mechanisms shall be adjustable by adding and removing stainless steel extension springs located inside the elevator housing
- One year parts and labor standard warranty. Additional warranties available



LT-1418

Specifications and Prices

MODEL NUMBER	L	OVERALL D	H	CUTOUT DIMENSION	MAXIMUM TRAY SIZE	AMP	SHIP WEIGHT	FREIGHT CLASS	LIST PRICE
DROP-IN TRAY AND RACK DISPENSERS									
LT-1014	15.75"	22.12"	27.5"	11.75" x 21"	10" x 15"	N/A	43	100	\$1,586
LT-1216	21.75"	19.12"	27.5"	17.75" x 18"	12" x 16"	N/A	43	100	\$1,674
LT-1221	26.75"	19.12"	27.5"	22.75" x 18"	12" x 21"	N/A	45	100	\$1,705
LT-1418	23.75"	21.12"	27.5"	19.75" x 20"	14" x 18"	N/A	43	100	\$1,766
LT-1422	27.75"	21.12"	27.5"	23.75" x 20"	14" x 22"	N/A	45	100	\$1,747
LT-1622	27.75"	23.12"	27.5"	23.75" x 22"	16" x 22"	N/A	45	100	\$1,766
LT-1826	31.75"	25.12"	27.5"	27.75" x 24"	18" x 26"	N/A	48	100	\$1,867
LT-2020	26.75"	27.12"	27.5"	22.75" x 26"	20" x 21"	N/A	45	100	\$1,923
TWO STACK, DROP-IN TRAY AND RACK DISPENSERS									
LT2-1014	27.75"	22.13"	27.5"	23.75" x 21"	10" x 15"	N/A	48	100	\$2,558
LT2-1216	23.12"	31.75"	27.5"	27.75" x 22"	12" x 16"	N/A	48	100	\$2,566
LT2-1221	31.75"	28.13"	27.5"	27.75" x 27"	12" x 21"	N/A	48	100	\$2,643

Drop-in accessories and modifications can be found on page 98.

DROP IN AND BUILT IN ACCESSORIES

BUILT INS

DIS SERIES

Shorten dispenser tubes to special length	----- add 10%
Stainless steel outer jacket for dispenser tubes (standard on DIS-ET & DIS-QT)	----- \$402
12" diameter stainless steel dish dispenser tray (DIS 1200 or 1450 only)	----- \$59
Non-marring rods for oval dishes and diameter adjustment (-813 through -1450 only) installation reduces dispenser diameter by 1.25"	----- \$452
Hold-down rod for dispenser tubes	----- \$111
Stainless steel tube cover (-500 thru -725-ET and non-heated models)	----- \$359
Stainless steel dome cover (-813 through -1450 non-heated models; standard on -QT models; each)	----- \$486

LT SERIES

Special heights	----- add 10%
Shorten dispenser assembly to special length (LT units only)	----- add 10%

DROP INS

200/300

Transparent lid per pan opening (ships loose) (Part# 3234189 (N225P - 1 required) & (N227P - 2 required)	----- \$444
Bar lock for lid assembly (N225P-LK & N227P-LK)	----- \$609
Remote toggle switch assembly (ships loose) (Part# AS000-473-003W) (for N225P & N227P)	----- \$405

N8000, N8100BP, 8100-EFP, N8200P, N8600P, N8700, N8800 & N8000N

208-240 volt, 60HZ, 1 phase step-down transformer (models w/compressors) - export orders only	----- \$754
230 volt, 50 HZ electrical system (models w/compressors)	----- \$425
230 volt, 50 HZ or 208-240 volt, 60 HZ electrical system (N8717-D, N8746ND, N8746N, N8731-D & N8831 only)	----- \$300
14-6, 14-8 or 14-10 adapter plates	----- \$286
AS000-B2G-004I - Telescoping cover - Per individual 12 x 20 well (8100-EFP & N8700-D Series only)	----- \$565
Additional 2" x 20.88" adapter bars (AS265-AXE-0000)	----- \$46
Additional .88" x 20.75" adapter bars (AS243-ALS-003E)	----- \$37
Additional .88" x 12.75" adapter bars (AS243-ALS-0032)	----- \$30
AS372-102-0056 - Perforated false bottom, Single 12X20 well (liquitec & hot food well)	----- \$216
AS372-102-0035 - Perforated false bottom (N8118BP)	----- \$216
AS372-102-0030 - Perforated false bottom (N8130BP)	----- \$369
AS372-102-0031 - Perforated false bottom (N8143BP)	----- \$520
Quantity 2 (AS372-102-0030) - Perforated false bottom (N8156BP)	----- \$740
AS372-102-0030 & AS372-102-0031 - Perforated false bottom (N8169BP)	----- \$890
Quantity 2 (AS372-102-0031) - Perforated false bottom (N8181BP)	----- \$1,040
Quantity 2 (AS372-102-0035) - Perforated false bottom (N8146NB)	----- \$432
Quantity 2 (AS372-102-0041) - Perforated false bottom (N8168NB)	----- \$519
AS372-102-005C - Perforated false bottom (N8630P)	----- \$369
AS372-102-005D - Perforated false bottom (N8643P)	----- \$520
AS000-BMU-0030 - Perforated false bottom (N8656P)	----- \$740
AS000-BMU-0031 - Perforated false bottom (N8669P)	----- \$890
AS000-BMU-0032 - Perforated false bottom (N8681P)	----- \$1,040
Fan assist package (cold units)	----- \$469
Relocate compressor (N8100B series)	----- \$857
Remote N8100BP, 8100-EFP, N8200P, N8200GP series (specify refrigerant)*Excludes N8100-FA Series	----- (CREDIT) \$514
Three-phase electrical system (N8600P & N8700 Series only)	----- \$754
Remote toggle switch assembly (shipped loose) for N8100B, N8200, N8200G (AS000-473-003W)	----- \$405
Omit drains N8700-D & N8700-DESP models	----- (CREDIT) \$50 per well
Autofill kit (ship loose) for N8600P and N8800 (000-504-0030)	----- \$683
Autofill kit (ship loose) for N8700 (000-504-0031)	----- \$692
1007 - Flat kinked flange in lieu of standard flange	----- \$16 per linear inch
Ball valve assembly (shipped loose) for 8100-FA, N8100BP, N8000, N8000NP & N8100NP (AS000-BMU-0033)	----- \$71
Gate valve assembly (shipped loose) for N8600P & N8800 (AS3547487)	----- \$71
Ball Valve Assembly (shipped loose) for N8600P & N8800 (AS000-BMU-0034)	----- \$93

Vegetable Spin Drier

SALD

Lettuce and Vegetable Spin Drier



SALD-1 - LETTUCE AND VEGETABLE SPIN DRIER



SALD-1

Product Information

- Body is 18-gauge stainless steel
- Legs are 1" diameter 16-gauge stainless steel tubing
- (3) 4.00" diameter polyurethane locking stem casters
- Outer lid is 18-gauge stainless steel
- Inner liner is perforated durable polyethylene plastic
- Water-tight motor and controls are mounted on the bottom of the unit
- 6' cord and plug supplied
- Unit standard with 1" OD drain and 6ft hose with hose clamp for draining
- Adjustable ON/OFF timer for drying times up to 5 minutes
- Lid and cover storing hooks come standard
- SALD-1 can not be shipped via UPS
- One year parts and labor standard warranty. Additional warranties available

Specifications and Prices

MODEL NUMBER	L	D	H	INNER LINER CAPACITY	INNER DIAMETER	LINER DEPTH	AMPS	H.P.	VOLTS/Hz	NEMA PLUG	SHIP WEIGHT	FREIGHT CLASS	LIST PRICE
SALAD ACE LETTUCE AND VEGETABLE SPIN DRIER													
SALD-1	27"	27"	32.5"	20 gal.	15.62"	16.87"	2.7	1/6	115v/60Hz	5-15P	70	85	\$4,408

Options & Accessories

Extra polyurethane liner and inner lid (part# AS6230116) ship loose ----- \$321

CAB2

Mobile Enclosed Two Stack Dish Dispensers

CAB3

Mobile Enclosed Three Stack Dish Dispensers

CAB4

Mobile Enclosed Four Stack Dish Dispensers

CT

Mobile Cantilever Tray and Rack Dispensers

T/T2

Mobile Enclosed Tray and Rack Dispensers

TT/TT2

Mobile Open Frame Tray and Rack Dispensers

UTS/UTSP

Utility Carts



CAB2 - MOBILE ENCLOSED TWO STACK DISH DISPENSERS



CAB2

Product Information

Cabinet

- Cabinet top to be 16-gauge stainless steel, welded, polished and reinforced
- Outer body and corners to be 20-gauge stainless steel
- Non-marring gray corner bumpers
- (4) 4.00" diameter polyolefin swivel casters (all locking)

Dispensers

- Top flange and bottom brace to be 18-gauge stainless steel
- Vertical side channels 22-gauge stainless steel
- Flange, channels and bottom to be integrally welded
- Spring supports to be 14-gauge stainless steel
- Carrier head made of welded rods with a removable 18-gauge top plate
- Self-leveling mechanism, field adjustable by adding or removing springs
- High impact plastic guide posts mounted to flange

ET/QT

- 9' cord and plug supplied
- Convection heating module and fan motor per dispenser
- Outer 22-gauge stainless steel jacket around dispenser
- Air intake shall be filtered
- On/off switch on each dispenser
- Each dispenser to have an adjustable thermostat
- QT- each dispenser shall have a stainless steel cover
- ET- Maintains temperatures between 120-140°F (49-60°C)
- QT- Maintains temperatures between 150-170°F (66-77°C)
- One year parts and labor standard warranty. Additional warranties available

Laminate & Fiberglass Pricing Chart

Must specify color selection on order.

MODEL	LAMINATE PRICE	FIBERGLASS PANEL PRICE
CAB2-500	\$522	\$694
CAB2-575	\$522	\$694
CAB2-650	\$522	\$694
CAB2-725	\$522	\$694
CAB2-813	\$540	\$702
CAB2-913	\$540	\$702
CAB2-1013	\$540	\$702
CAB2-1200	\$540	\$721
CAB2-1450	\$586	\$743

For a complete list of fiberglass colors, contact Delfield or visit the website at www.delfield.com.

Specifications and Prices

MODEL NUMBER	L	D	H	DISH DIAMETER *	AMPS	WATTS	VOLTS	NEMA PLUG	SHIP WEIGHT	FREIGHT CLASS	LIST PRICE
MOBILE ENCLOSED TWO-STACK DISH DISPENSERS											
With unheated dispensers											
CAB2-500	28.25"	17"	36"	3"-5"	N/A	N/A	N/A	N/A	125	100	\$2,832
CAB2-575	28.25"	17"	36"	5"-5.75"	N/A	N/A	N/A	N/A	125	100	\$2,949
CAB2-650	28.25"	17"	36"	5.75"-6.5"	N/A	N/A	N/A	N/A	127	100	\$3,087
CAB2-725	28.25"	17"	36"	6.5"-7.25"	N/A	N/A	N/A	N/A	130	100	\$3,177
CAB2-813	28.25"	17"	36"	7.25"-8.12"	N/A	N/A	N/A	N/A	132	100	\$3,270
CAB2-913	28.25"	17"	36"	8.12"-9.12"	N/A	N/A	N/A	N/A	135	100	\$3,562
CAB2-1013	28.25"	17"	36"	9.12"-10.12"	N/A	N/A	N/A	N/A	142	100	\$3,660
CAB2-1200	37"	19"	36"	10.12"-12"	N/A	N/A	N/A	N/A	160	100	\$4,139
CAB2-1450	42"	21.5"	36"	12"-14.5"	N/A	N/A	N/A	N/A	176	100	\$4,911
With Even Temp heated dispensers											
CAB2-500ET	28.25"	17"	36"	3"-5"	11.0	800	120	5-20P	144	125	\$4,260
CAB2-575ET	28.25"	17"	36"	5"-5.75"	11.0	800	120	5-20P	146	125	\$4,360
CAB2-650ET	28.25"	17"	36"	5.75"-6.5"	11.0	800	120	5-20P	148	125	\$4,673
CAB2-725ET	28.25"	17"	36"	6.5"-7.25"	11.0	800	120	5-20P	152	125	\$4,582
CAB2-813ET	32.25"	17"	36"	7.25"-8.12"	11.0	1400	120	5-20P	160	125	\$4,686
CAB2-913ET	32.25"	17"	36"	8.12"-9.12"	11.0	1400	120	5-20P	168	125	\$4,966
CAB2-1013ET	32.25"	17"	36"	9.12"-10.12"	11.0	1400	120	5-20P	171	125	\$5,083
CAB2-1200ET	37"	19"	36"	10.12"-12"	11.0	1400	120	5-20P	192	125	\$5,811
CAB2-1450ET	42"	21.5"	36"	12"-14.5"	11.0	1400	120	5-20P	201	125	\$6,099
With Quick Temp heated dispensers											
CAB2-813QT	32.25"	17"	36"	7.25"-8.12"	11.0	1400	120	5-20P	161	125	\$5,395
CAB2-913QT	32.25"	17"	36"	8.12"-9.12"	11.0	1400	120	5-20P	166	125	\$5,437
CAB2-1013QT	32.25"	17"	36"	9.12"-10.12"	11.0	1400	120	5-20P	169	125	\$5,651
CAB2-1200QT	37"	19"	36"	10.12"-12"	11.0	1400	120	5-20P	186	125	\$6,518
CAB2-1450QT	42"	21.5"	36"	12"-14.5"	11.0	1400	120	5-20P	201	125	\$7,053

Mobile Dispensing Equipment accessories and modifications can be found on page 108.

Note: Non-Marring Rods reduces allowable dish diameter by 1.25". Non-Marring Rods factory recommended for DIS-1200 with plate diameter of 10.13" - 10.75" and DIS-1450 with plate diameter of 12" - 13.25". Please consult with factory to confirm operational fit.

CAB3 - MOBILE ENCLOSED THREE STACK DISH DISPENSERS

Product Information

Cabinet

- Cabinet top to be 16-gauge stainless steel, welded, polished and reinforced
- Outer body and corners to be 20-gauge stainless steel
- Non-marring gray corner bumpers
- (4) 4.00" diameter polyolefin swivel casters (all locking)

Dispensers

- Top flange and bottom brace to be 18-gauge stainless steel
- Vertical side channels 22-gauge stainless steel
- Flange, channels and bottom to be integrally welded
- Spring supports to be 14-gauge stainless steel
- Carrier head made of welded rods with a removable 18-gauge top plate
- Self-leveling mechanism, field adjustable by adding or removing springs
- High impact plastic guide posts mounted to flange

ET/QT

- 9' cord and plug supplied
- Convection heating module and fan motor per dispenser
- Outer 22-gauge stainless steel jacket around dispenser
- Air intake shall be filtered
- On/off switch on each dispenser
- Each dispenser to have an adjustable thermostat
- QT- each dispenser shall have a stainless steel cover
- ET- Maintains temperatures between 120-140°F (49-60°C)
- QT- Maintains temperatures between 150-170°F (66-77°C)
- One year parts and labor standard warranty. Additional warranties available



CAB3-575
With optional wrap-around bumpers

Laminate & Fiberglass Pricing Chart Must specify color selection on order.

MODEL	LAMINATE PRICE	FIBERGLASS PANEL PRICE
CAB3-500	\$522	\$694
CAB3-575	\$522	\$694
CAB3-650	\$522	\$694
CAB3-725	\$522	\$694
CAB3-813	\$540	\$702
CAB3-913	\$540	\$702
CAB3-1013	\$540	\$702
CAB3-1200	\$540	\$721
CAB3-1450	\$586	\$743

For a complete list of fiberglass colors, contact Delfield or visit the website at www.delfield.com.

Specifications and Prices

MODEL NUMBER	L	D	H	DISH DIAMETER *	AMPS	WATTS	VOLTS	NEMA PLUG	SHIP WEIGHT	FREIGHT CLASS	LIST PRICE
MOBILE ENCLOSED THREE-STACK DISH DISPENSERS											
With unheated dispensers											
CAB3-500	41.25"	17"	36"	3"-5"	N/A	N/A	N/A	N/A	173	100	\$3,648
CAB3-575	41.25"	17"	36"	5"-5.75"	N/A	N/A	N/A	N/A	176	100	\$3,772
CAB3-650	41.25"	17"	36"	5.75"-6.5"	N/A	N/A	N/A	N/A	177	100	\$4,174
CAB3-725	41.25"	17"	36"	6.5"-7.25"	N/A	N/A	N/A	N/A	179	100	\$4,330
CAB3-813	47.25"	17"	36"	7.25"-8.12"	N/A	N/A	N/A	N/A	190	100	\$4,582
CAB3-913	47.25"	17"	36"	8.12"-9.12"	N/A	N/A	N/A	N/A	193	100	\$4,716
CAB3-1013	47.25"	17"	36"	9.12"-10.12"	N/A	N/A	N/A	N/A	196	100	\$4,821
CAB3-1200	53.25"	19"	36"	10.12"-12"	N/A	N/A	N/A	N/A	212	100	\$5,806
CAB3-1450	62"	21.5"	36"	12"-14.5"	N/A	N/A	N/A	N/A	229	100	\$6,473
With Even Temp heated dispensers											
CAB3-500ET	41.25"	17"	36"	3"-5"	10.6	1200	208	6-20P	207	125	\$5,675
CAB3-575ET	41.25"	17"	36"	5"-5.75"	10.6	1200	208	6-20P	210	125	\$5,789
CAB3-650ET	41.25"	17"	36"	5.75"-6.5"	10.6	1200	208	6-20P	213	125	\$6,397
CAB3-725ET	41.25"	17"	36"	6.5"-7.25"	10.6	1200	208	6-20P	219	125	\$6,423
CAB3-813ET	47.25"	17"	36"	7.25"-8.12"	10.6	2100	208	6-20P	233	125	\$6,659
CAB3-913ET	47.25"	17"	36"	8.12"-9.12"	10.6	2100	208	6-20P	239	125	\$6,885
CAB3-1013ET	47.25"	17"	36"	9.12"-10.12"	10.6	2100	208	6-20P	245	125	\$7,058
CAB3-1200ET	53.25"	19"	36"	10.12"-12"	10.6	2100	208	6-20P	262	125	\$8,073
CAB3-1450ET	62"	21.5"	36"	12"-14.5"	10.6	2100	208	6-20P	277	125	\$8,592
With Quick Temp heated dispensers											
CAB3-813QT	47.25"	17"	36"	7.25"-8.12"	10.6	2100	208	6-20P	243	125	\$7,473
CAB3-913QT	47.25"	17"	36"	8.12"-9.12"	10.6	2100	208	6-20P	249	125	\$7,921
CAB3-1013QT	47.25"	17"	36"	9.12"-10.12"	10.6	2100	208	6-20P	255	125	\$8,486
CAB3-1200QT	53.25"	19"	36"	10.12"-12"	10.6	2100	208	6-20P	272	125	\$8,969
CAB3-1450QT	62"	21.5"	36"	12"-14.5"	10.6	2100	208	6-20P	287	125	\$9,418

Mobile Dispensing Equipment accessories and modifications can be found on page 108.

Note: Non-Marring Rods reduces allowable dish diameter by 1.25". Non-Marring Rods factory recommended for DIS-1200 with plate diameter of 10.13" - 10.75" and DIS-1450 with plate diameter of 12" - 13.25". Please consult with factory to confirm operational fit.

CAB4 - MOBILE ENCLOSED FOUR STACK DISH DISPENSERS



CAB4-813

Laminate & Fiberglass
Pricing Chart
Must specify color selection
on order.

MODEL	LAMINATE PRICE	FIBERGLASS PANEL PRICE
CAB4-500	\$522	\$694
CAB4-575	\$522	\$694
CAB4-650	\$522	\$694
CAB4-725	\$522	\$694
CAB4-813	\$540	\$702
CAB4-913	\$540	\$702
CAB4-1013	\$540	\$702
CAB4-1200	\$540	\$721
CAB4-1450	\$586	\$743

For a complete list of fiberglass
colors, contact Delfield or visit the
website at www.delfield.com.

Product Information

Cabinet

- Cabinet top to be 16-gauge stainless steel, welded, polished and reinforced
- Outer body and corners to be 20-gauge stainless steel
- Non-marring gray corner bumpers
- (4) 4.00" diameter polyolefin swivel casters (all locking)

Dispensers

- Top flange and bottom brace to be 18-gauge stainless steel
- Vertical side channels 22-gauge stainless steel
- Flange, channels and bottom to be integrally welded
- Spring supports to be 14-gauge stainless steel
- Carrier head made of welded rods with a removable 18-gauge top plate
- Self-leveling mechanism, field adjustable by adding or removing springs
- High impact plastic guide posts mounted to flange

ET/QT

- 9' cord and plug supplied
- Convection heating module and fan motor per dispenser
- Outer 22-gauge stainless steel jacket around dispenser
- Air intake shall be filtered
- On/off switch on each dispenser
- Each dispenser to have an adjustable thermostat
- QT- Each dispenser shall have a stainless steel cover
- ET- Maintains temperatures between 120-140°F (49-60°C)
- QT- Maintains temperatures between 150-170°F (66-77°C)
- One year parts and labor standard warranty. Additional warranties available

Specifications and Prices

MODEL NUMBER	L	D	H	DISH DIAMETER *	AMPS	WATTS	VOLTS	NEMA PLUG	SHIP WEIGHT	FREIGHT CLASS	LIST PRICE
MOBILE ENCLOSED FOUR-STACK DISH DISPENSERS											
With unheated dispensers											
CAB4-500	27"	27"	36"	3"-5"	N/A	N/A	N/A	N/A	181	100	\$4,736
CAB4-575	27"	27"	36"	5"-5.75"	N/A	N/A	N/A	N/A	185	100	\$4,999
CAB4-650	27"	27"	36"	5.75"-6.5"	N/A	N/A	N/A	N/A	186	100	\$5,164
CAB4-725	27"	27"	36"	6.5"-7.25"	N/A	N/A	N/A	N/A	189	100	\$5,309
CAB4-813	32.25"	32.25"	36"	7.25"-8.12"	N/A	N/A	N/A	N/A	213	100	\$5,842
CAB4-913	32.25"	32.25"	36"	8.12"-9.12"	N/A	N/A	N/A	N/A	217	100	\$6,222
CAB4-1013	32.25"	32.25"	36"	9.12"-10.12"	N/A	N/A	N/A	N/A	221	100	\$6,541
CAB4-1200	36"	36"	36"	10.12"-12"	N/A	N/A	N/A	N/A	240	100	\$7,890
CAB4-1450	42"	42"	36"	12"-14.5"	N/A	N/A	N/A	N/A	263	100	\$9,889
With Even Temp heated dispensers											
CAB4-500ET	27"	27"	36"	3"-5"	14.2	1600	208	6-20P	226	125	\$7,169
CAB4-575ET	27"	27"	36"	5"-5.75"	14.2	1600	208	6-20P	230	125	\$7,501
CAB4-650ET	27"	27"	36"	5.75"-6.5"	14.2	1600	208	6-20P	234	125	\$7,939
CAB4-725ET	27"	27"	36"	6.5"-7.25"	14.2	1600	208	6-20P	242	125	\$8,266
CAB4-813ET	32.25"	32.25"	36"	7.25"-8.12"	14.2	2800	208	6-20P	270	125	\$8,793
CAB4-913ET	32.25"	32.25"	36"	8.12"-9.12"	14.2	2800	208	6-20P	278	125	\$9,116
CAB4-1013ET	32.25"	32.25"	36"	9.12"-10.12"	14.2	2800	208	6-20P	286	125	\$9,466
CAB4-1200ET	36"	36"	36"	10.12"-12"	14.2	2800	208	6-20P	313	125	\$10,488
CAB4-1450ET	42"	42"	36"	12"-14.5"	14.2	2800	208	6-20P	337	125	\$11,060
With Quick Temp heated dispensers											
CAB4-813QT	32.25"	32.25"	36"	7.25"-8.12"	14.2	2800	208	6-20P	290	125	\$9,741
CAB4-913QT	32.25"	32.25"	36"	8.12"-9.12"	14.2	2800	208	6-20P	298	125	\$10,093
CAB4-1013QT	32.25"	32.25"	36"	9.12"-10.1"	14.2	2800	208	6-20P	306	125	\$10,447
CAB4-1200QT	36"	36"	36"	10.12"-12"	14.2	2800	208	6-20P	333	125	\$11,497
CAB4-1450QT	42"	42"	36"	12"-14.5"	14.2	2800	208	6-20P	351	125	\$12,128

Mobile Dispensing Equipment accessories and modifications can be found on page 108.

Note: Non-Marring Rods reduces allowable dish diameter by 1.25". Non-Marring Rods factory recommended for DIS-1200 with plate diameter of 10.13" - 10.75" and DIS-1450 with plate diameter of 12" - 13.25". Please consult with factory to confirm operational fit.

CT - MOBILE CANTILEVER TRAY AND RACK DISPENSERS

Product Information

- Elevating mechanism cabinet to be 14-gauge stainless steel
- Base to be 14-gauge stainless steel, reinforced with 14-gauge stainless steel support channels
- (4) 4.00" diameter polyolefin swivel casters (all locking)
- Non-marring gray corner bumpers
- Dispenser platform carrier to be 16-gauge stainless steel and mounted on two stainless steel cantilever arms
- Self-leveling mechanisms shall be adjustable by adding or removing stainless steel extension springs located behind removable panel
- One year parts and labor standard warranty. Additional warranties available



CT-1826

Specifications and Prices

MODEL NUMBER	L	D	H	MAXIMUM TRAY SIZE	SHIP WEIGHT	FREIGHT CLASS	LIST PRICE
MOBILE CANTILEVER TRAY AND RACK DISPENSERS							
CT-1216	13"	22"	37"	12" x 16"	106	100	\$3,756
CT-1221	13"	27.88"	37"	12" x 21"	132	100	\$3,666
CT-1418	15"	27.88"	37"	14" x 18"	145	100	\$3,832
CT-1422	15"	27.88"	37"	14" x 22"	145	100	\$3,864
CT-1622	17.25"	27.88"	37"	16" x 22"	159	100	\$3,948
CT-1826	21"	31.75"	37"	18" x 26"	165	100	\$4,061
CT-2020	21"	27.88"	37"	20" x 21"	168	100	\$4,061

Mobile Dispensing Equipment accessories and modifications can be found on page 108.

T AND T2 - MOBILE ENCLOSED TRAY AND RACK DISPENSERS



T-1418

interior view of
T-1418

Product Information

T SERIES ONLY

- Cabinet top to be 16-gauge stainless steel, welded, polished and reinforced
- Cabinet sides to be 20-gauge stainless steel
- Cabinet bottom to be 14-gauge galvanized steel
- (4) 4.00" polyolefin swivel casters (all locking)
- Dispenser platform carrier shall be 18-gauge stainless steel and removable for cleaning
- Non-marking corner gray bumpers
- Self-leveling mechanisms shall be adjustable by adding and removing stainless steel extension springs located inside the elevator housing
- One year parts and labor standard warranty. Additional warranties available

T/T2-H SERIES ONLY

- Heated dispenser has a stainless steel liner and 2.00" of fiberglass insulation
- On/off switch and 9' cord and plug standard
- Dispenser is heated with convection heated modules
- Air intake is standard with filter
- Adjustable thermostat
- Temperatures between 150-170° F. (66-77°C)
- One year parts and labor standard warranty. Additional warranties available

Specifications and Prices

Laminate & Fiberglass
Pricing Chart
Must specify color selection
on order.

MODEL	LAMINATE PRICE	FIBERGLASS PANEL PRICE
T-1216	\$514	\$674
T-1221	\$514	\$674
T-1422	\$549	\$712
T-1622	\$549	\$712
T-1826	\$549	\$712
all T2's	\$561	\$730
all T-H's	\$550	\$622

For a complete list of fiberglass
colors, contact Delfield or visit the
website at www.delfield.com.

MODEL NUMBER	DIMENSIONS			MAXIMUM TRAY SIZE	AMP	VOLTS	NEMA PLUG	SHIP WEIGHT	FREIGHT CLASS	LIST PRICE
	L	D	H							
MOBILE ENCLOSED TRAY AND RACK DISPENSERS										
T-1216	22.75"	20.12"	36"	12"x16"	NA	NA	NA	153	100	\$4,714
T-1221	27.75"	20.12"	36"	12"x21"	NA	NA	NA	162	100	\$4,753
T-1418	28.75"	22.12"	36"	14"x22"	NA	NA	NA	162	100	\$4,575
T-1422	28.75"	22.12"	36"	14"x22"	NA	NA	NA	162	100	\$4,735
T-1622	28.75"	24.12"	36"	16"x22"	NA	NA	NA	177	100	\$4,780
T-1826	32.75"	26.12"	36"	18"x26"	NA	NA	NA	210	100	\$5,083
TWO STACK, MOBILE ENCLOSED TRAY AND RACK DISPENSERS										
T2-1216	32.75"	24.12"	36"	12"x16"	NA	NA	NA	177	100	\$5,191
T2-1221	32.75"	29.12"	36"	12"x21"	NA	NA	NA	185	100	\$5,191
HEATED MOBILE ENCLOSED TRAY AND RACK DISPENSERS										
T-1221H	27.75"	20.12"	36"	12"x21"	6.34	120	5-15P	127	125	\$6,930
T-1418H	24.75"	22.12"	36"	14"x18"	6.34	120	5-15P	155	125	\$7,026
T-1422H	28.75"	22.12"	36"	14"x22"	6.34	120	5-20P	155	125	\$7,378
T-1826H	32.75"	26.12"	36"	18"x26"	12.7	120	5-20P	195	125	\$7,430
T-2020H	27.75"	28.12"	36"	20"x21"	12.7	120	5-20P	185	125	\$7,026
TWO STACK, HEATED MOBILE ENCLOSED TRAY AND RACK DISPENSERS										
T2-1221H	32.75"	29.12"	36"	12"x21"	12.7	120	5-20P	185	125	\$7,430

Mobile Dispensing Equipment accessories and modifications can be found on page 108.

TT AND TT2 - MOBILE OPEN FRAME TRAY AND RACK DISPENSERS

UTS, UTSP - UTILITY CARTS

Product Information

- Tubing and base to be 16-gauge stainless steel
- Tubing and base to be integrally welded
- Base to be reinforced with 14-gauge stainless steel angles
- Non-marring gray corner bumpers
- (4) 4.00" diameter polyurethane swivel casters (all locking)
- Dispenser platform carrier shall be 18-gauge stainless steel
- Self-leveling mechanisms shall be adjustable by

adding and removing stainless steel extension springs located inside the elevator housing

- Each dispenser section holds 50-60 trays (varies per tray)
- One year parts and labor standard warranty. Additional warranties available



TT-1422

Specifications and Prices

MODEL NUMBER	L	D	H	MAXIMUM TRAY SIZE	SHIP WEIGHT	FREIGHT CLASS	LIST PRICE
MOBILE OPEN FRAME TRAY AND RACK DISPENSERS							
TT-1014	21.25"	15.25"	37.75"	11" x 15"	102	100	\$3,007
TT-1216	18.25"	20.75"	37.75"	12" x 16"	102	100	\$3,076
TT-1221	18.25"	25.75"	37.75"	12" x 21"	105	100	\$3,150
TT-1418	20.25"	22.75"	37.75"	14" x 18"	102	100	\$3,150
TT-1422	20.25"	26.75"	37.75"	14" x 22"	105	100	\$3,244
TT-1622	22.25"	26.75"	37.75"	16" x 22"	106	100	\$3,246
TT-2020	26.25"	25.75"	37.75"	20" x 21"	111	100	\$3,381
TWO STACK, MOBILE OPEN FRAME TRAY AND RACK DISPENSERS							
TT2-1014	21.25"	26.75"	37.75"	11" x 15"	113	100	\$3,718
TT2-1216	36.5"	20.75"	37.75"	12" x 16"	165	100	\$4,484
TT2-1221	36.5"	25.75"	37.75"	12" x 21"	163	100	\$4,353
TT2-1418	40.5"	22.75"	37.75"	14" x 18"	165	100	\$4,353
TT2-1422	40.5"	26.75"	37.75"	14" x 22"	163	100	\$4,353
TT2-1622	44.5"	26.75"	37.75"	16" x 22"	170	100	\$4,583
TT2-1826	48.5"	30.75"	37.75"	18" x 26"	179	100	\$4,809
TT2-2020	52.5"	25.75"	37.75"	20" x 21"	179	100	\$4,809

Mobile Dispensing Equipment accessories and modifications can be found on page 108.

UTS SERIES ONLY

- Silverware bin to have (10) holes made of stainless steel
- Plastic silverware cylinders provided standard

UTSP SERIES ONLY

- Silverware bin to accommodate ¼ size pans (provided) made of stainless steel
- UTSP-1 holds (4) pans and UTSP-2 holds (8) pans

ALL UNITS

- Tray shelves to be one piece molded fiberglass
- Tray shelves to be 14-gauge stainless steel on SS models only

- Color selection required on non-SS models with fiberglass tray. Contact Delfield for a Shelleyglas color chart or visit www.delfield.com
- (4) 4.00" diameter polyolefin swivel casters (all locking)
- Non-marring vinyl sleeve bumper at each corner
- Vertical upper 1.00" diameter 16-gauge tubing frame and tubing bottom to be integrally welded
- One year parts and labor standard warranty. Additional warranties available



TT2-1418



UTS-1



UC-3

Specifications and Prices

MODEL NUMBER	L	D	H	SHIP WEIGHT	FREIGHT CLASS	LIST PRICE
TRAY AND SILVERWARE CARTS AND STARTER OVERSHELVES						
UTS-1	35.25"	23.37"	46.69"	120	100	\$2,784
UTS-1SS	35.25"	23.37"	46.69"	120	100	\$2,738
UTSP-1	35.25"	23.37"	46.69"	125	100	\$2,999
UTSP-1SS	35.25"	23.37"	46.69"	130	100	\$3,019
UTSP-2	35.25"	23.37"	46.69"	140	100	\$3,958
UTSP-2SS	35.25"	23.37"	60.62"	145	100	\$3,906

Mobile Dispensing Equipment accessories and modifications can be found on page 108.

MOBILE DISPENSING EQUIPMENT ACCESSORIES

T AND T2 SERIES

Wrap-around bumpers (adds 1.75" to length and depth)	\$439
Flange-mount feet in lieu of standard polyolefin casters	\$252
One pair napkin dispensers	\$333
Six (6) hole silverware bin	\$737
Eight (8) hole silverware bin	\$976
Ten (10) hole silverware bin	\$1,132
Additional plastic silverware cylinder (each)	\$36
Additional stainless steel silverware cylinder (each)	\$85
Stainless steel silverware cylinder in lieu of standard plastic cylinder (each)	\$56
Special heights	add 10%
Plastic dust cover	\$505

UTS, UTSP

Rolling bumpers (adds 2.5" to length & depth)	\$148
One pair napkin dispensers (UTS & UTS-SS only)	\$333
Additional plastic silverware cylinder (UTS & UTS-SS only)(6230022)	\$36
Additional stainless steel silverware cylinder (UTS & UTS-SS only)(3234052)	\$85
Stainless steel silverware cylinder in lieu of standard plastic cylinder (UTS & UTS-SS only)	\$56
Six (6) hole silverware bin	\$737
Eight (8) hole silverware bin	\$976
Ten (10) hole silverware bin	\$1,132

CAB2, CAB3, AND CAB4 SERIES

12" diameter stainless steel dish dispenser tray (-1200 and -1450 models only)	\$59
Non-marring rods for oval dishes and diameter adjustment (-813 through -1450 only) per dispenser installation reduces dispenser diameter by 1.25"	\$452
Stainless steel tube cover (-500 thru -725-ET and non-heated models)	\$359
Stainless steel dome cover (-813 through -1450 models non-heated models; standard on -QT models; each)	\$486
Hold-down rod for dispenser tubes	\$111
Wrap-around bumpers (-500 through -1200 only; adds 1.75" to length and depth)	\$444
Wrap-around bumpers (-1450 only; adds 1.75" to length and depth)	\$570
Four 4" diameter polyurethane casters (four locking) in lieu of standard casters	\$545
Four 5" diameter polyurethane casters (four locking) in lieu of standard casters	\$654
Flange-mount feet in lieu of standard casters	\$252
Shorten dispenser tubes to special length	add 10%

CT SERIES

Wrap-around bumpers for CT models (adds 1.75" to length and depth)	\$439
Flange-mount feet in lieu of standard polyolefin casters (CT models)	\$252
Four 4" diameter heavy duty polyurethane casters (CT models)	\$545
Four 5" diameter heavy duty polyurethane casters (CT models)	\$654
One pair napkin dispensers (CT models)	\$333
Six (6) hole silverware bins (CT models)	\$737
Eight (8) hole silverware bins (CT models)	\$976
Ten (10) hole silverware bin	\$1,132
Stainless steel silverware cylinder in lieu of standard plastic cylinder; CT models; (each)	\$56
Additional plastic silverware cylinder; CT models; (each)	\$36
Additional stainless steel silverware cylinder; CT models; (each)	\$85
Push handles (CT models)	\$461
Special heights (CT models)	add 10%

DOMESTIC U.S. TERMS AND CONDITIONS

1. **Prices.** Unless otherwise specifically agreed, all prices are for material packed for domestic shipment and for delivery F.O.B. point of manufacture. Acceptance of your order is based on present costs, and the prices set forth herein are subject to increase by Seller at any time prior to delivery in respect to all or any portion of the material on order to the extent necessary to cover Seller's increased costs applicable thereto.
2. **Delivery.** Shipping dates are approximate and based on prompt receipt of all necessary information. All risks of loss shall be on the Buyer from point of shipment. Buyer shall pay all transportation and delivery charges to final destination.
3. **Default.** If Buyer shall fail or refuse to accept delivery of the equipment or parts ordered hereunder or should default in the performance of any of the terms, covenants and conditions of this agreement, Seller may retain the cash deposited or paid to it and/or equipment accepted by it on account of the sale price and apply the same toward payment of its damages.
4. **Delays.** Seller shall not be liable for loss or damage due to delay in delivery, manufacture or installation resulting from any cause beyond Seller's reasonable control, including but not limited to, compliance with any regulation, orders or instructions of any federal, state or municipal government or any department or any agency thereof, acts of nature, acts or omissions of the Buyer, acts of civil or military authority, fires, strikes, factory shutdowns or alterations, embargoes, wars, riot, delays in transportation, or inability due to cause beyond the Seller's reasonable control to obtain necessary labor or materials from the Seller's usual sources; and any delays resulting from any such cause shall constitute cause for extending delivery dates and receipt of the goods shall constitute a waiver of all claims for damage. In no event shall Seller be liable for special or consequential damages.
5. **Payment Terms.** The terms of sale herein are subject to credit approval and Seller may at any time prior to delivery modify the terms of payment originally specified to require payment in advance. Lacking credit approval, sales will be made on a cash with order, *pro forma* invoice or cash on delivery basis. All printed prices are quoted F.O.B. Factory, subject to terms as printed and subject to change without notice. If the total selling price is not paid when due, buyer shall pay late charges equal to the highest lawful contract rate of interest not to exceed 1 1/2% per month computed from the due date on the unpaid balance of the total selling price.
6. **Specifications.** Quantities and sizes are subject to variation in accordance with Seller's standard practices, tolerances and the requirements of the job where the equipment covered by this order is to be installed.
7. **Installation.** If the order acknowledgment provides for installation, Seller's obligation to deliver the equipment and provide for its installation shall in no event commence until the premises are ready to receive the equipment, and such obligations shall be subject to all the other terms hereof. Costs and expenses to Seller or its contractor due to delays in installation caused by interference by other contractors working on the premises will be charged to Buyer. Installation costs stated in this order are estimated, cover only installation of the equipment specified herein, and do not cover any other costs, including, but not limited to, costs of electrical work, carpentry, plumbing, sweeping, mopping, dusting or general cleanup. Seller or its contractor shall not be responsible for removing or disposing of packing material, cartons, boxes or other containers housing the equipment.
8. **Taxes.** The amount of taxes stated on the order, if any, is approximate only. Buyer is liable for the full amount of all taxes applicable to or as a result of a transaction, exclusive of franchise taxes and taxes measured by the net income of Seller. Buyer shall pay the amount of all such taxes at any time requested by Seller as if originally added to the price. If Seller pays the taxes, Buyer shall reimburse Seller therefor.
9. **Insurance.** Buyer shall provide and maintain adequate insurance for the product delivered against loss or damages by fire or other causes during the time between delivery and final payment, in an amount fully protecting Seller, and loss or damage by fire or other causes within such period shall not relieve Buyer from its obligations under this contract. Buyer shall provide and maintain adequate liability and workmen's compensation insurance covering all workers who may assist in the erection of product delivered.
10. **Cancellation.** Buyer may cancel its order, reduce quantities, revise specifications or extend schedules only by mutual agreement as to reasonable and proper cancellation charges which shall take into account expenses already incurred and commitments made by Seller, and Buyer shall indemnify Seller against any loss.
11. **Standard One-Year Warranty.** The Delfield Company ("Delfield") warrants to the Original Purchaser of the Delfield product (herein called the "Unit") that such Unit, and all parts thereof, will be free from defects in material and workmanship under normal use and service for a period of one (1) year from the date of shipment of the Unit to the Original Purchaser **or, if the Original Purchaser returns the warranty card completely filled out including the date of installation within thirty (30) days of receipt of the Unit, one (1) year from the date of installation.** During this one year warranty period, Delfield will repair or replace any defective part or portion thereof returned to Delfield by the Original Purchaser which Delfield determines was defective due to faulty material or workmanship. The Original Purchaser will pay all labor, crating, freight and related costs incurred in the removal of the Unit or defective component and shipment to Delfield, except that during a

period of either 1 year from the date of shipment of the Unit to the Original Purchaser or, if the Original Purchaser returns the warranty card completely filled out including the date of installation within thirty (30) days of receipt of the Unit, 1 year from the date of installation Delfield will pay all related labor costs. Delfield will pay the return costs if the Unit or part thereof was defective.

The term "Original Purchaser" as used herein means that person, firm, association, or corporation for whom the Unit was originally installed.

This Warranty does not apply to any Unit or part thereof that has been subjected to misuse, neglect, alteration, or accident, such as accidental damage to the exterior finish; operated contrary to the recommendations specified by Delfield; or repaired or altered by anyone other than Delfield in any way so as to, in Delfield's sole judgment, affect its quality or efficiency. This Warranty does not apply to any Unit that has been moved from the location where it was originally installed. **This Warranty also does not cover the refrigerator drier or the light bulbs used in the Unit. The warranty is subject to the user's normal maintenance and care responsibility as set forth in the Service and Installation Manual, such as cleaning the condenser coil, and is in lieu of all other obligations of Delfield. Delfield neither assumes, nor authorizes any other person to assume for Delfield, any other liability in connection with Delfield's products.**

Removal or defacement of the original Serial Number or Model Number from any Unit shall be deemed to release Delfield from all obligations hereunder or any other obligations, express or implied.

Parts furnished by suppliers to Delfield are guaranteed by Delfield only to the extent of the original manufacturer's express warranty to Delfield. Failure of the Original Purchaser to receive such manufacturer's warranty shall in no way create any warranty, express or implied, or any other obligation or liability on Delfield's part in respect thereof.

If shipment of a replacement part is requested prior to the arrival in the Delfield factory of the part claimed to be defective, the Original Purchaser must accept delivery of the replacement part on a C.O.D. basis, with credit being issued after the part has been received and inspected at Delfield's plant and determined by Delfield to be within this Warranty.

Under no condition does this Warranty give the Original Purchaser the right to replace the defective Unit with a complete Unit of the same manufacturer or of another make. Unless authorized by Delfield in writing, this Warranty does not permit the replacement of any part, including the motor-compressor, to be made with the part of another make or manufacturer.

No claims can be made under this Warranty for spoilage of products for any reason, including system failure.

The installation contractor shall be responsible for building access, entrance and field conditions to insure sufficient clearance to allow any hood(s), vent(s) or Unit(s), if necessary, to be brought into the building. Delfield will not be responsible for structural changes or damages incurred during installation of the Unit or any exhaust system. Delfield shall not be liable in any manner for any default or delay in performance hereunder caused by or resulting from any contingency beyond Delfield's control, including, but not limited to, war, governmental restrictions or restraints, strikes, lockouts, injunctions, fire, floods, acts of nature, short or reduced supply of raw materials, or discontinuance of the parts by the original part manufacturer.

Except as provided in any Additional Four Year Protection Plan, if applicable, and the Service Labor Contract, if applicable, the foregoing is exclusive and in lieu of all other warranties, whether written or oral, express or implied. This Warranty supersedes and excludes any prior oral or written representations or warranties. Delfield expressly disclaims any implied warranties of merchantability, fitness for a particular purpose or compliance with any law, treaty, rule or regulation relating to the discharge of substances into the environment. The sole and exclusive remedies of any person relating to the Unit, and the full liability of Delfield for any breach of this warranty, will be as provided in this warranty.

Other than this Delfield Standard One Year Limited Warranty, any applicable Delfield Additional Four Year Protection Plan or applicable Delfield Service Labor Contract, the Original Purchaser agrees and acknowledges that no other warranties are offered or provided in connection with or for the Unit or any part thereof.

In no event will Delfield be liable for special, incidental or consequential damages, or for damages in the nature of penalties.

12. **Applicable Law.** Variation of Terms. The rights and obligations of Seller and Buyer under an order shall be governed by the laws of the state where accepted by Seller. No waiver, modification, or addition to any of the terms of this order shall be binding on Seller unless made in writing by The Delfield Company. The provisions of an order are intended by Buyer and Seller as a final expression of their agreement and are intended also as a complete and exclusive statement of all terms applicable to Buyer's order.

ORDERING AND SHIPPING

NOTE: Possession of this price list does not necessarily constitute an offer to sell by The Delfield Company.

This Price Guide supersedes all other price lists. Although reasonable care has been taken to insure the accuracy of information in this Price Guide, Delfield cannot be held liable for any errors or omissions. Prices shown in this Price Guide are for standard Delfield models with standard electrical characteristics as described in sales and technical literature. All prices and specifications are subject to change without notice.

Payment Terms

All shipments are F.O.B. point of manufacture. The terms of sale are subject to credit approval. These terms may be modified at any time prior to shipment. All shipments will be made on a *pro forma* invoice or C.O.D. basis unless otherwise approved.

If the total selling price is not paid when due, buyer shall pay late charges equal to the highest lawful contract rate of interest not to exceed 1 1/2% per month computed from the due date on the unpaid balance of the total selling price.

Shipping Carrier

Delfield reserves the right to ship merchandise via any responsible carrier available at the time equipment is ready for shipment. When carrier or shipping routing is designated by dealer, Delfield will attempt to comply. Delfield cannot be held responsible for carrier rate differences; this is beyond our control. Rate differences are entirely between carrier and purchaser.

RMA – Returned Product Policy

The following is the policy for Returns from the customer.

1. All returned product must have an RMA number from Customer Service prior to sending the product back.
2. The product must be standard product, still crated and within 90 days from date invoiced. Standard products are defined as product configurations that are saleable to the general market. Custom Products are product configurations that are unique to a specific customer and cannot be sold to other customers. Obsolete/discontinued products cannot be returned.
3. If return is approved for standard product, the standard restock charge is 30% or 20% if a replacement order is made.
4. Custom product is non-returnable.
5. Applicable freight charges and re-crating will be the customer's responsibility.
6. RMA number must be clearly written on all shipping paperwork to factory/warehouse.
7. RMA will be valid for 45 days from date of issue.

Concealed Damages

All of our crating conforms to general motor carrier specifications. If the container shows rough handling or visible damage, in order to minimize liability, a full inspection is necessary upon arrival. A notation must be placed on the freight bill and signed by the truck driver. Appearance of damage will necessitate removing the crate in the presence of the driver. *Claims for damages must be filed at once by purchaser with the freight carrier.*

Taxes

Prices shown do not include federal, state or other existing taxes. *Applicable taxes will be charged and added to the invoice unless an exemption certificate and tax identification number is received.*

Storage Charges

Our shipping commitment is determined in accordance with delivery requirements and our best ability to fabricate. If, after the equipment has been fabricated, the customer requests delay in shipment and warehousing is required, the following schedule will apply: 1) Any equipment held for shipment at the purchaser's request for a period of 30 days beyond the delivery date specified shall become immediately payable. 2) If equipment is held beyond 60 days after the delivery date specified, storage charges will be added.

Sanitation Codes

If you are placing equipment into an area which has certain sanitation requirements other than N.S.F. standards, Delfield must be advised of these specifications in detail before fabrication of the equipment, in order that we may quote additional costs, if any. Failure to notify Delfield before fabrication releases us from any obligation to modify our standards without additional charges.

Orders and Drawings

To assure prompt and correct fabrication, Delfield must have all necessary information on the original order. Do not overlook finishes, accessories, and other options needed for a finished installation.

Please check the following items when ordering:

- Are all model numbers correct?
- Are stainless steel or laminate finished ends required?
- Is the laminate pattern and/or color number included?
- Are extra utility outlets needed?
- Are overselves needed?
- Are end fillers and/or risers needed?
- Is a special refrigerant required?
- Are all specifications of equipment by others included?
- Are the electrical specifications correct?
- Are kick plates needed?
- Are special tops and backs needed for focal point operation?
- Is your shipping address complete, including zip code?
- Is special shipping required?
- Have you indicated the date required?

Service Parts

All orders for service parts have a minimum charge. This policy may be modified by Delfield without notice. Prices shown for parts in this price list are for use when ordering an accessory with an original unit. Prices may vary when ordered separately from the Parts Department.

Warranty

Warranty must be purchased at the time of sale only.

LIMITED EXTENDED WARRANTY COVERAGE

The purchase of a Limited Extended Warranty Contract extends the standard warranty coverage to the purchased period of time (from one to two years) from the date of installation, start-up, or demonstration, or 18 months from date of shipment, whichever comes first. Individual warranties may vary by model, part or application. Major components have labor extended an additional year with the purchase of an extended warranty, but not parts. Extended warranties are non-transferable. Only available in the 48 contiguous US states (Hawaii and Alaska are excluded).

* An additional one (1) year Labor Warranty can be purchased for select pieces of equipment.

* Extended Warranty must be purchased at the same time the equipment is purchased.

* Extended Warranty has the same exclusions as stated in our standard warranty.

DELFIELD US & CANADA WARRANTY OPTIONS		
CODE	WARRANTY DESCRIPTION	NET PRICE
0460000N	WARRANTY, 1YR, P/L, NO CHARGE (MTP)	\$0
0550000	WARRANTY, 2YR, PARTS & LABOR (MTP)	\$643
0460003	WARRANTY, 3YR, PARTS & LABOR (MTP)	\$1,017
0460003N	WARRANTY, 3YR, P/L, NO CHARGE (MTP)	\$0
0460003CN	WARRANTY, 3YR, P/L, NO CHARGE (COV)	\$0
W00003N	WARRANTY, 1YR COMP, NO CHARGE (MTP)	\$0
W00003A	WARRANTY, 5YR COMP (MTP)	\$155
W00003AN	WARRANTY, 5YR COMP, NO CHARGE (MTP)	\$0
W00003ACN	WARRANTY, 5YR COMP, NO CHARGE (COV)	\$0

INDEX BY MODEL

200	87	GBFP	20
300	87	GBRP	19
402	27	GUF	18
403	27	GUR	17
406	25	KC	79
406-CA	25	KCFT-NU	76
407	25	KCI	77
407-CA	25	KCS	80
4400N-M	31	KCSC-B	74
4400N-S	30	KCSC-EF	74
6000XL	12, 19, 20	KCTS	80
8100-EFP	89	KCU	78
18600BSTM	27	KH	73
18600BUCLM	27	KHC-NU	75
18600PDL	34	KHCR-B	75
18600PTBM	34	LT	97
18600PTL	34	N8000N	88
ASM	44	N8000-R	94
CAB2	102	N8100BP	88
CAB3	103	N8100-BR	94
CAB4	104	N8100-FA	89
CD	96	N8100NP	88
COOLSCAPES® UNDERCOUNTER/ WORKTABLES ACCESSORIES	21	N8200P	90
COOLSCAPES REACH-IN GB ACCESSORIES	20	N8200GP	90
CT	105	N8200-STP	90
CTP-NB	34	N8600P	91
D4400N-M	31	N8700	92, 93
D4400N-S	30	N8700N	92
DCBC	58	N8700-R	94
DCBU	58	N8800	91
DCBU	49	ND	96
DCCS-DD	56	SALD-1	100
DCCS-SD	56, 58	SC	71
DCDM	57	SCFT-NU	68
DCFS	63	SCI	69
DCFSR	64	SCS	72
DC-FT	51	SCSC-B	66
DC-H	49	SCSC-EF	66
DCHS	57	SCTRI	72
DC-IC	50	SCTS	72
DC-L	51	SCU	70
DC-MC	50	SH	65
DCRU	52	SHC	67
DCRU-H	52	SHCR-B	67
DCRU-IC	53	SPECIFICATION LINE® SERIES ACCESSORIES	15
DCRU-L	54	ST4048	27
DCRU-MC	53	ST4400N-M	31
DCRU-T	55, 57	ST4400N-S	30
DC-T	55, 57	STD4400N-M	31
DC-TM	57	STD4400N-S	30
DIS	95	T	106
EHEI-E	42	T2	106
F5	45	T5	23
F15	46	T14D	23
F26/F27	39	T40	23
F28/F29	39	TT	107
FLEXISHIELD® FOOD SHIELDS	63	TT2	107
GADT	12	UC4048	25
GAF	10	UC4400N-M	33
GAFF-D	14	UC4400N-S	32
GAFPT	12	UCD4400N-M	33
GAFRI	13	UCD4400N-S	32
GAH	11	UTS	108
GAHPT	11	UTSP	108
GAHRI	13		
GAHRT	14		
GAR	10		
GARPT	12		
GARRI	13		
GARRT	14		

Scan the code below to locate a dealer, distributor or sales representative in your area.



Or visit
<http://www.delfield.com/Sales/Sales-Locators>



Bringing innovation to the table | welbilt.com

Welbilt provides the world's top chefs, and premier chain operators or growing independents with industry leading equipment and solutions. Our cutting-edge designs and lean manufacturing tactics are powered by deep knowledge, operator insights, and culinary expertise. All of our products are backed by KitchenCare® – our aftermarket, repair, and parts service.

► CLEVELAND ► DELFIELD® ► FRYMASTER® ► KOLPAK® ► MANITOWOC® ► MERRYCHEF®
► CONVOTHERM® ► FITKITCHENSM ► GARLAND® ► LINCOLN ► MERCO® ► MULTIPLEX®